

Howard University - Department of Public Safety

Weekly Crime Report



DEPARTMENT OF PUBLIC SAFETY
Prevention, Partnership, Professionalism.

Leroy K. James
Chief of Police & Executive Director for
Safety and Security

January 6, 2014

The Weekly Crime Report provides an update on the most current crime data, any outstanding crime trends, and any solutions being implemented to resolve emerging crime issues.

Howard University Department of Public Safety 2014 vs. 2013 Crime Statistics.

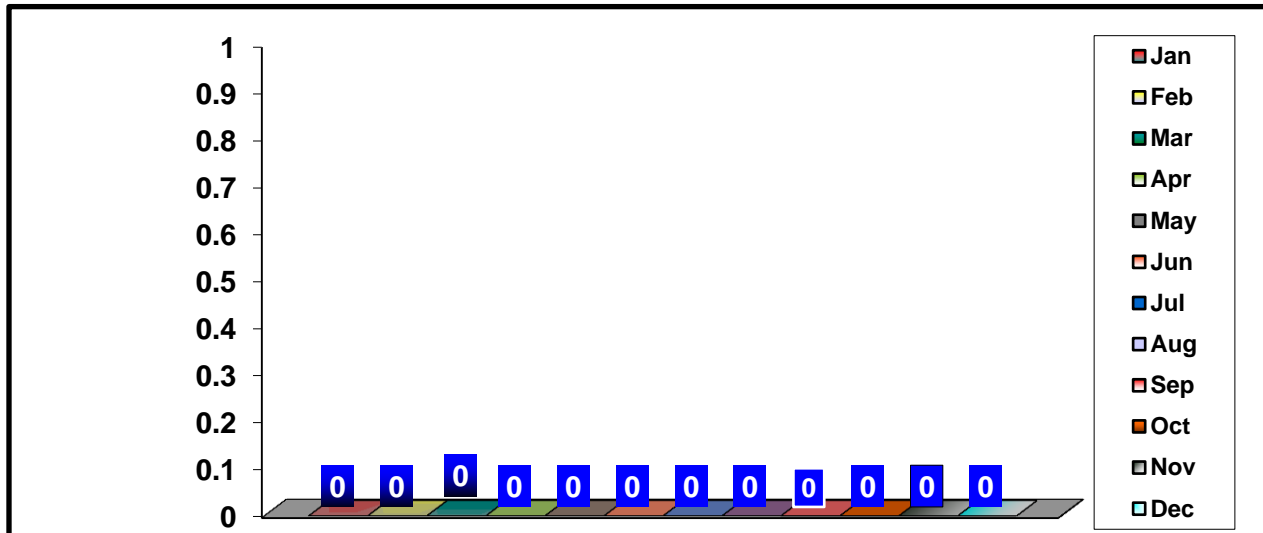
Table 1 –U.S. Department of Education- Clery Act Required

	2014	2013	
Criminal Homicide	0	0	
Sex Offenses	0	0	
Robbery	0	1	
Aggravated Assault	0	0	
Burglary	0	0	
Motor Vehicle Theft	0	0	
Arson	0	0	
Hate Crime	0	0	
Sub-total	0	1	

Table 2 - UCR Required in addition to the above.

Theft	0	0	
Theft f/Auto	0	1	
Simple Assault	0	0	
Sub-total	0	1	
Total	0	2	

NOTE#1: Above are the preliminary reported 2014 Crime Statistics available for all Howard University owned properties and campuses updated through **January 4, 2014**. Since the data is preliminary, after verification and validation some of the initial data may be subject to change.



January 2014 = 0

Seven-Year Annual Crime Incidents Overview

Howard University Department of Public Safety Reported Crime Incidents 2008 - 2014

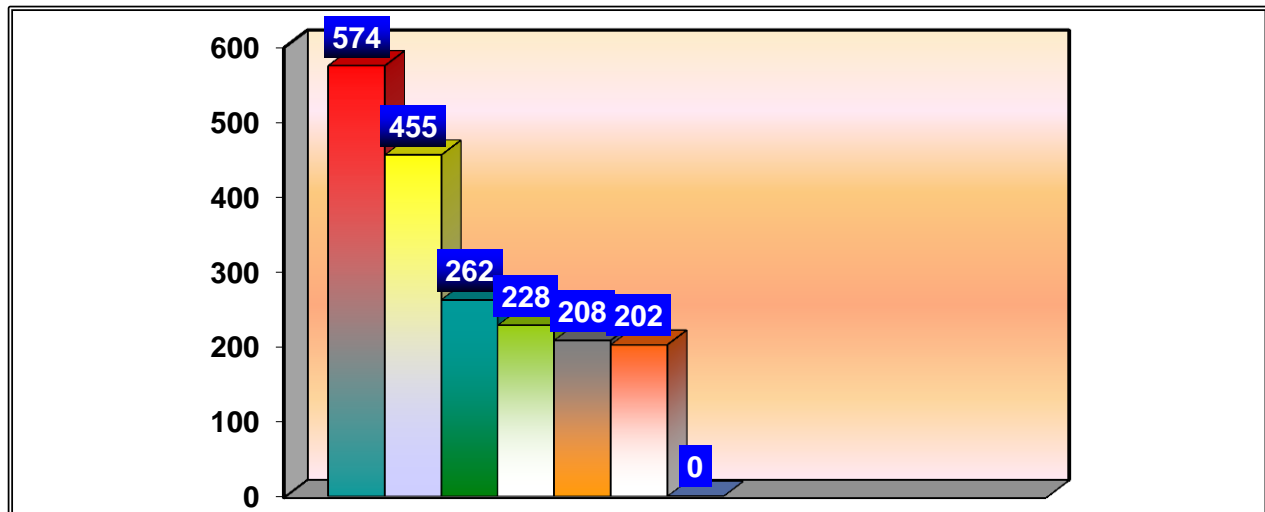
Table 1 –U.S. Department of Education- Clery Act Required

	2014	2013	2012	2011	2010	2009	2008	
Criminal Homicide	0	1	0	1	0	1	0	
Sex Offenses	0	3	7	3	7	10	4	
Robbery	0	10	15	23	29	47	47	
Aggravated Assault	0	4	5	8	7	2	5	
Burglary	0	4	18	19	29	45	24	
Motor Vehicle Theft	0	1	4	6	5	13	13	
Arson	0	0	0	0	0	0	0	
Hate Crime	0	0	0	0	0	0	0	
Sub-total	0	23	49	60	77	118	93	

Table 2 - UCR Required in addition to the above.

Theft	0	100	97	114	108	259	298	
Theft f/Auto	0	64	50	36	49	32	140	
Simple Assault	0	15	12	18	28	46	43	
Sub-total	0	179	159	168	185	337	481	
Total	0	202	208	228	262	455	574	

NOTE#1: Above are the reported 2014 Crime Statistics available for all Howard University owned properties and campuses updated through **January 4, 2014**. This data is contrasted to the 2008 – 2013 reported year-end crime incidents reported to the Howard University Department of Public Safety.



Weekly Crime Synopsis

- During this past week **12-29-13 to 01-04-14**, no new crime incidents were reported to the HU-DPS.

Current Strategy

- Pro-active High Visibility Patrol.

Crime Trends

- None reported.

Proposed Solution

- HU-DPS Patrol Services Bureau continues to saturate the entire campus using high visibility patrol tactics in an effort to prevent crimes. The Patrol Services Bureau continues to work with the Investigative Section to identify and apprehend the person(s) responsible for crimes committed on or near the university and its allied properties.

Major Event(s) this week

- TBD.

Howard University - Department of Public Safety

Weekly Crime Report



DEPARTMENT OF PUBLIC SAFETY
Prevention, Partnership, Professionalism.

Leroy K. James
Chief of Police & Executive Director for
Safety and Security

January 13, 2014

The Weekly Crime Report provides an update on the most current crime data, any outstanding crime trends, and any solutions being implemented to resolve emerging crime issues.

Howard University Department of Public Safety 2014 vs. 2013 Crime Statistics.

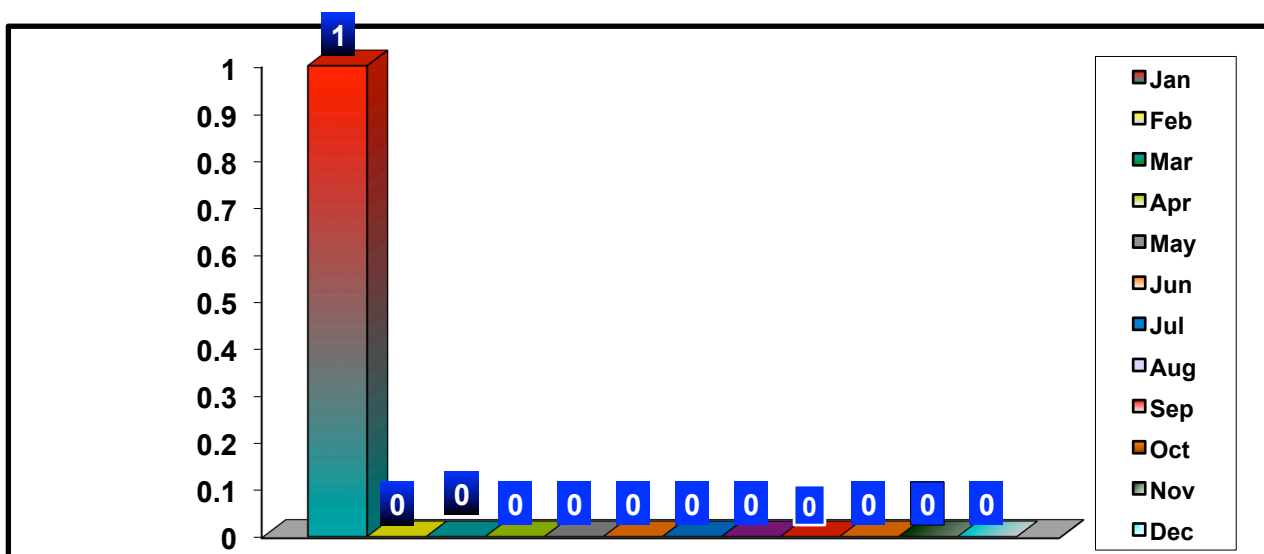
Table 1 –U.S. Department of Education- Clery Act Required

	2014	2013	
Criminal Homicide	0	0	
Sex Offenses	0	0	
Robbery	0	1	
Aggravated Assault	0	0	
Burglary	0	0	
Motor Vehicle Theft	0	0	
Arson	0	0	
Hate Crime	0	0	
Sub-total	0	1	

Table 2 - UCR Required in addition to the above.

Theft	1	3	
Theft f/Auto	0	2	
Simple Assault	0	0	
Sub-total	1	5	
Total	1	6	

NOTE#1: Above are the preliminary reported 2014 Crime Statistics available for all Howard University owned properties and campuses updated through **January 11, 2014**. Since the data is preliminary, after verification and validation some of the initial data may be subject to change. The 2014 Year-to-Date (YTD) crime statistics are 83.3% below the same time period in 2013.



January 2014 = 1

Seven-Year Annual Crime Incidents Overview

Howard University Department of Public Safety Reported Crime Incidents 2008 - 2014

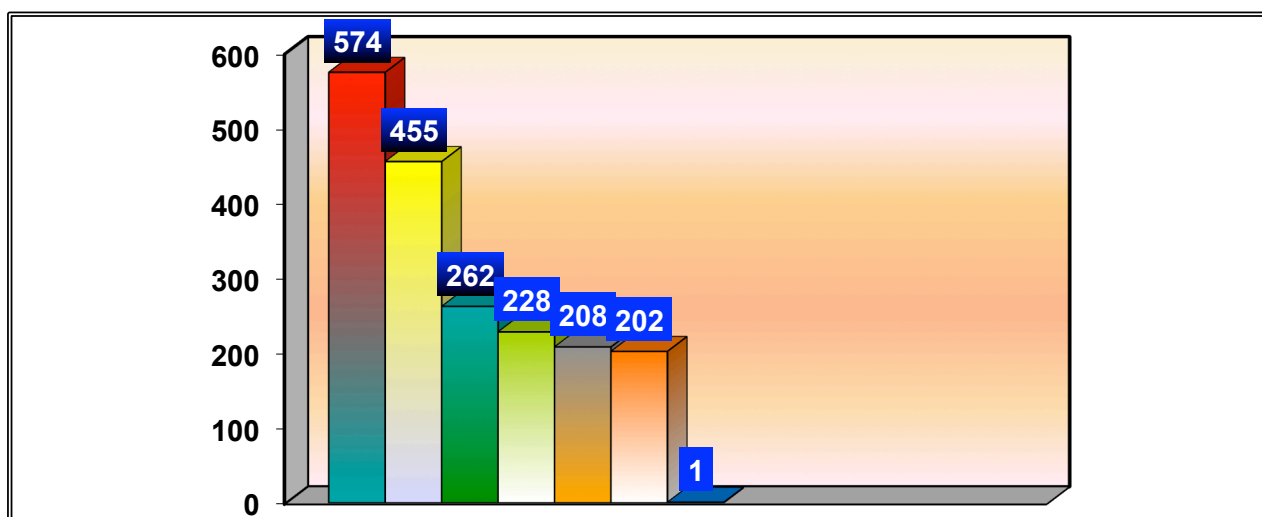
Table 1 –U.S. Department of Education- Clery Act Required

	2014	2013	2012	2011	2010	2009	2008	
Criminal Homicide	0	1	0	1	0	1	0	
Sex Offenses	0	3	7	3	7	10	4	
Robbery	0	10	15	23	29	47	47	
Aggravated Assault	0	4	5	8	7	2	5	
Burglary	0	4	18	19	29	45	24	
Motor Vehicle Theft	0	1	4	6	5	13	13	
Arson	0	0	0	0	0	0	0	
Hate Crime	0	0	0	0	0	0	0	
Sub-total	0	23	49	60	77	118	93	

Table 2 - UCR Required in addition to the above.

Theft	1	100	97	114	108	259	298	
Theft f/Auto	0	64	50	36	49	32	140	
Simple Assault	0	15	12	18	28	46	43	
Sub-total	1	179	159	168	185	337	481	
Total	1	202	208	228	262	455	574	

NOTE#1: Above are the reported 2014 Crime Statistics available for all Howard University owned properties and campuses updated through **January 11, 2014**. This data is contrasted to the 2008 – 2013 reported year-end crime incidents reported to the Howard University Department of Public Safety.



Weekly Crime Synopsis

During this past week **01-05-14 to 01-11-14**, one (1) Misdemeanor Theft case was reported to the HU-DPS. The 2014 reported crime incidents are **83.3% below** the same time period in 2013.

Current Strategy

- Pro-active High Visibility Patrol.

Crime Trends

- None reported.

Proposed Solution

- HU-DPS Patrol Services Bureau continues to saturate the entire campus using high visibility patrol tactics in an effort to prevent crimes. The Patrol Services Bureau continues to work with the Investigative Section to identify and apprehend the person(s) responsible for crimes committed on or near the university and its allied properties.

Major Event(s) this week

- TBD.

Howard University - Department of Public Safety

Weekly Crime Report



DEPARTMENT OF PUBLIC SAFETY
Prevention, Partnership, Professionalism.

Leroy K. James
Chief of Police & Executive Director for
Safety and Security

January 27, 2014

The Weekly Crime Report provides an update on the most current crime data, any outstanding crime trends, and any solutions being implemented to resolve emerging crime issues.

Howard University Department of Public Safety 2014 vs. 2013 Crime Statistics.

Table 1 –U.S. Department of Education- Clery Act Required

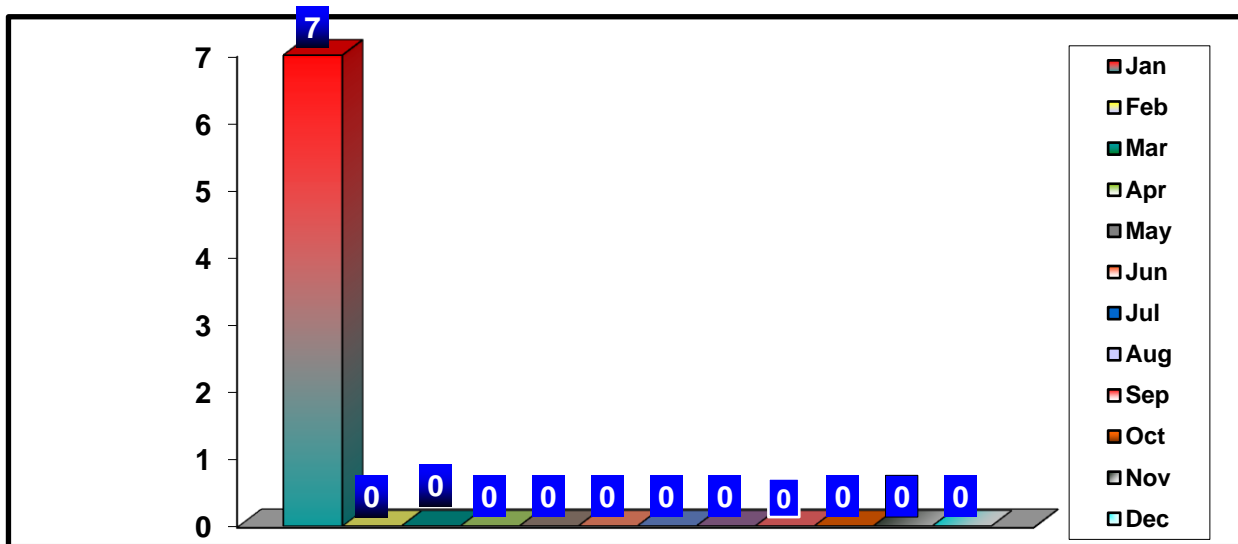
	2014	2013	
Criminal Homicide	0	1*	
Sex Offenses	0	0	
Robbery	0	2	
Aggravated Assault	0	0	
Burglary	1	0	
Motor Vehicle Theft	0	1	
Arson	0	0	
Hate Crime	0	0	
Sub-total	1	4	

Table 2 - UCR Required in addition to the above.

Theft	4	9	
Theft f/Auto	2	4	
Simple Assault	0	0	
Sub-total	6	13	
Total	7	17	

NOTE#1: Above are the preliminary reported 2014 Crime Statistics available for all Howard University owned properties and campuses updated through **January 25, 2014**. Since the data is preliminary, after verification and validation some of the initial data may be subject to change. The 2014 Year-to-Date (YTD) crime statistics are 58.8% below the same time period in 2013.

* The Criminal Homicide occurred on public space and involved non-Howard University personnel.



January 2014 = 7

Seven-Year Annual Crime Incidents Overview

Howard University Department of Public Safety Reported Crime Incidents 2008 - 2014

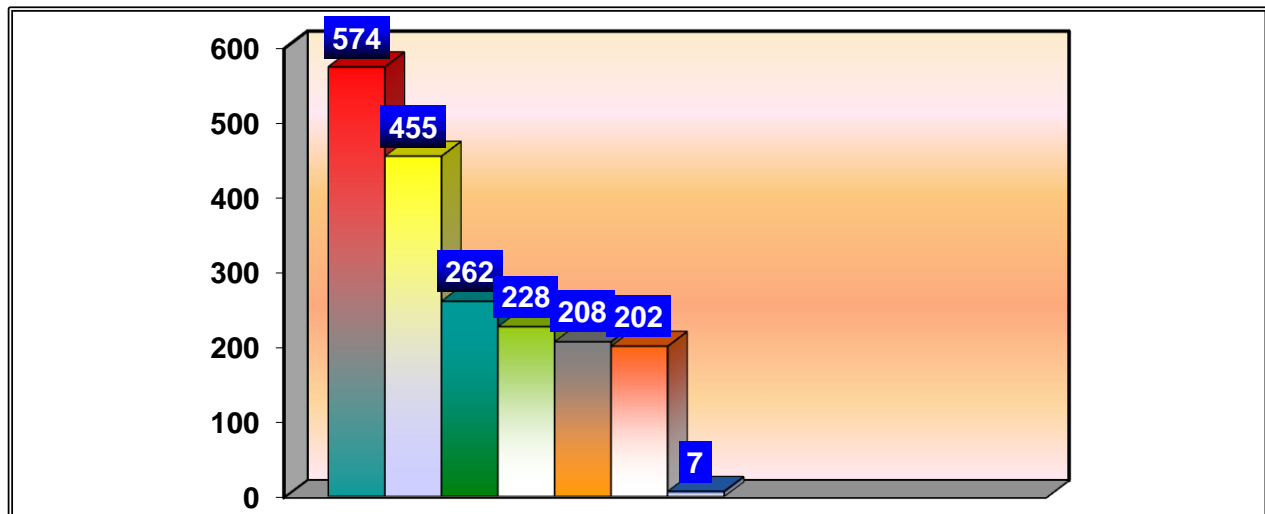
Table 1 –U.S. Department of Education- Clery Act Required

	2014	2013	2012	2011	2010	2009	2008	
Criminal Homicide	0	1	0	1	0	1	0	
Sex Offenses	0	3	7	3	7	10	4	
Robbery	0	10	15	23	29	47	47	
Aggravated Assault	0	4	5	8	7	2	5	
Burglary	1	4	18	19	29	45	24	
Motor Vehicle Theft	0	1	4	6	5	13	13	
Arson	0	0	0	0	0	0	0	
Hate Crime	0	0	0	0	0	0	0	
Sub-total	1	23	49	60	77	118	93	

Table 2 - UCR Required in addition to the above.

Theft	4	100	97	114	108	259	298	
Theft f/Auto	2	64	50	36	49	32	140	
Simple Assault	0	15	12	18	28	46	43	
Sub-total	6	179	159	168	185	337	481	
Total	7	202	208	228	262	455	574	

NOTE#1: Above are the reported 2014 Crime Statistics available for all Howard University owned properties and campuses updated through **January 25, 2014**. This data is contrasted to the 2008 – 2013 reported year-end crime incidents reported to the Howard University Department of Public Safety.



Weekly Crime Synopsis

During this past week **01-19-14 to 01-25-14**, one (1) Theft From Auto case was reported to the HU-DPS. The 2014 reported crime incidents are **58.8% below** the same time period in 2013.

Current Strategy

- Pro-active High Visibility Patrol.

Crime Trends

- None reported.

Proposed Solution

- HU-DPS Patrol Services Bureau continues to saturate the entire campus using high visibility patrol tactics in an effort to prevent crimes. The Patrol Services Bureau continues to work with the Investigative Section to identify and apprehend the person(s) responsible for crimes committed on or near the university and its allied properties.

Major Event(s) this week

- TBD.

Howard University - Department of Public Safety

Weekly Crime Report



DEPARTMENT OF PUBLIC SAFETY
Prevention, Partnership, Professionalism.

Brian Jordan
Chief of Police/Executive Director for
Safety and Security

February 17, 2014

The Weekly Crime Report provides an update on the most current crime data, any outstanding crime trends, and any solutions being implemented to resolve emerging crime issues.

Howard University Department of Public Safety 2014 vs. 2013 Crime Statistics.

Table 1 –U.S. Department of Education- Clery Act Required

	2014	2013	
Criminal Homicide	0	1*	
Sex Offenses	2**	0	
Robbery	1	3	
Aggravated Assault	0	0	
Burglary	1	1	
Motor Vehicle Theft	0	1	
Arson	0	0	
Hate Crime	0	0	
Sub-total	4	6	

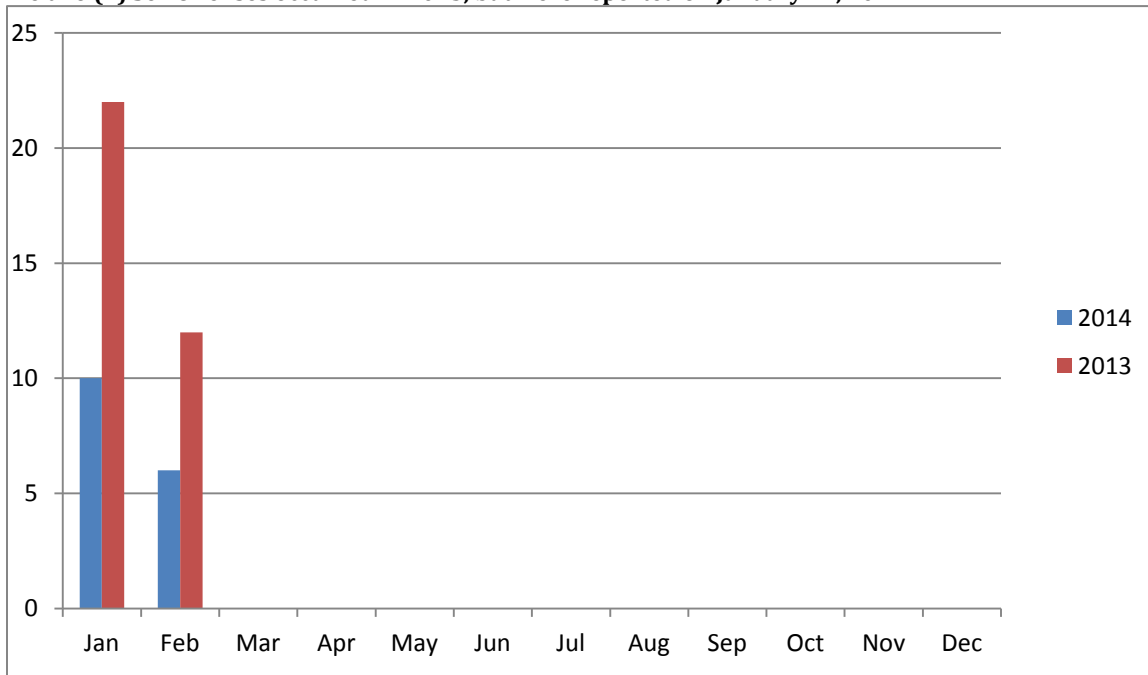
Table 2 - UCR Required in addition to the above.

Theft	8	15	
Theft f/Auto	2	11	
Simple Assault	2	2	
Sub-total	12	28	
Total	16	34	

NOTE#1: Above are the preliminary reported 2014 Crime Statistics available for all Howard University owned properties and campuses updated through **February 15, 2014**. Since the data is preliminary, after verification and validation some of the initial data may be subject to change. The 2014 Year-to-Date (YTD) crime statistics are 52.9% below the same time period in 2013.

* The Criminal Homicide occurred on public space and involved non-Howard University personnel.

** The two (2) Sex Offenses occurred in 2013, but were reported on January 27, 2014.



January - December

Weekly Crime Synopsis

During this past week **02-09-14 to 02-15-14**, one (1) Misdemeanor Theft case and one (1) Theft I case were reported to the HU-DPS. The 2014 reported crime incidents are **52.9% below** the same time period in 2013.

Nature of Crime	Date Time Reported	Date Time Occurred	Location	Disposition
Theft II	02-11-14/1052	02-11-14/1030	School of Business	Handled by HUDPS
Theft I	02-12-14/1829	02-12-14/1800	CB Powell	Handled by HUDPS

Current Strategy

- Pro-active High Visibility Patrol.

Crime Trends

- None reported.

Proposed Solution

- HU-DPS Patrol Services Bureau continues to saturate the entire campus using high visibility patrol tactics in an effort to prevent crimes. The Patrol Services Bureau continues to work with the Investigative Section to identify and apprehend the person(s) responsible for crimes committed on or near the university and its allied properties.

Major Event(s) this week

- TBD.

Howard University - Department of Public Safety

Weekly Crime Report



DEPARTMENT OF PUBLIC SAFETY
Prevention, Partnership, Professionalism.

Brian Jordan
Chief of Police/Executive Director for
Safety and Security

February 24, 2014

The Weekly Crime Report provides an update on the most current crime data, any outstanding crime trends, and any solutions being implemented to resolve emerging crime issues.

Howard University Department of Public Safety 2014 vs. 2013 Crime Statistics.

Table 1 –U.S. Department of Education- Clery Act Required

	2014	2013	
Criminal Homicide	0	1*	
Sex Offenses	2**	0	
Robbery	1	3	
Aggravated Assault	0	0	
Burglary	1	1	
Motor Vehicle Theft	0	1	
Arson	0	0	
Hate Crime	0	0	
Sub-total	4	6	

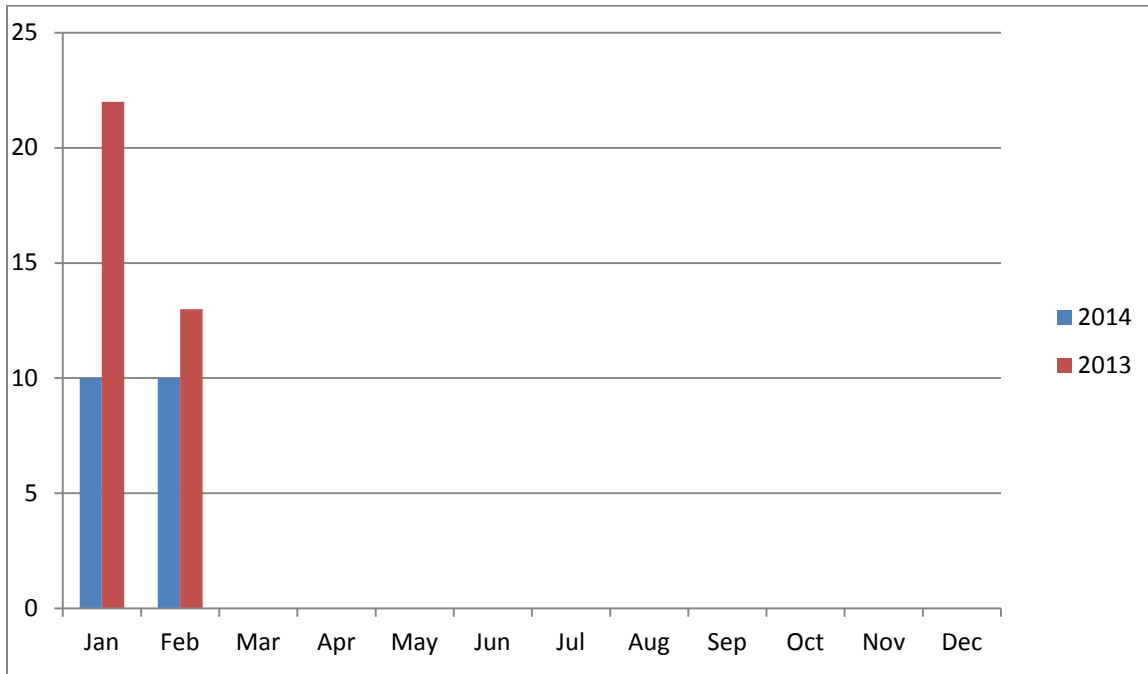
Table 2 - UCR Required in addition to the above.

Theft	9	15	
Theft f/Auto	4	12	
Simple Assault	3	2	
Sub-total	16	29	
Total	20	35	

NOTE#1: Above are the preliminary reported 2014 Crime Statistics available for all Howard University owned properties and campuses updated through **February 22, 2014**. Since the data is preliminary, after verification and validation some of the initial data may be subject to change. The 2014 Year-to-Date (YTD) crime statistics are 42.9% below the same time period in 2013.

* The Criminal Homicide occurred on public space and involved non-Howard University personnel.

** The two (2) Sex Offenses occurred in 2013, but were reported on January 27, 2014.



January - December

Weekly Crime Synopsis

During this past week **02-16-14 to 02-22-14**, one (1) Misdemeanor Theft case, two (2) Theft from Auto cases and one (1) Simple Assault case were reported to the HU-DPS. Furthermore, the Simple Assault case resulted in the arrest of a student. The 2014 reported crime incidents are **42.9% below** the same time period in 2013.

Nature of Crime	Date Time Reported	Date Time Occurred	Location	Disposition
Theft II	02-17-14/0741	02-17-14/0715	C B Powell Building	Handled by HUDPS.
Theft From Auto	02-20-14/1422	02-20-14/1330	500 Block Gresham. Pl.	MPD took a report.
Theft From Auto	02-21-14/2132	02-21-14/2129	Georgia Ave. Lot	Handled by HUDPS.
Simple Assault	02-22-14/2348	02-22-14/2331	Truth Hall	S-1 was arrested.

Current Strategy

- Pro-active High Visibility Patrol.

Crime Trends

- None reported.

Proposed Solution

- HU-DPS Patrol Services Bureau continues to saturate the entire campus using high visibility patrol tactics in an effort to prevent crimes. The Patrol Services Bureau continues to work with the Investigative Section to identify and apprehend the person(s) responsible for crimes committed on or near the university and its allied properties.

Major Event(s) this week

- TBD

Howard University - Department of Public Safety

Weekly Crime Report



DEPARTMENT OF PUBLIC SAFETY
Prevention, Partnership, Professionalism.

Brian Jordan
Chief of Police/Executive Director for
Safety and Security

March 10, 2014

The Weekly Crime Report provides an update on the most current crime data, any outstanding crime trends, and any solutions being implemented to resolve emerging crime issues.

Howard University Department of Public Safety 2014 vs. 2013 Crime Statistics.

Table 1 –U.S. Department of Education- Clery Act Required

	2014	2013	
Criminal Homicide	0	1*	
Sex Offenses	2**	0	
Robbery	1	3	
Aggravated Assault	0	1	
Burglary	1	1	
Motor Vehicle Theft	0	1	
Arson	0	0	
Hate Crime	0	0	
Sub-total	4	7	

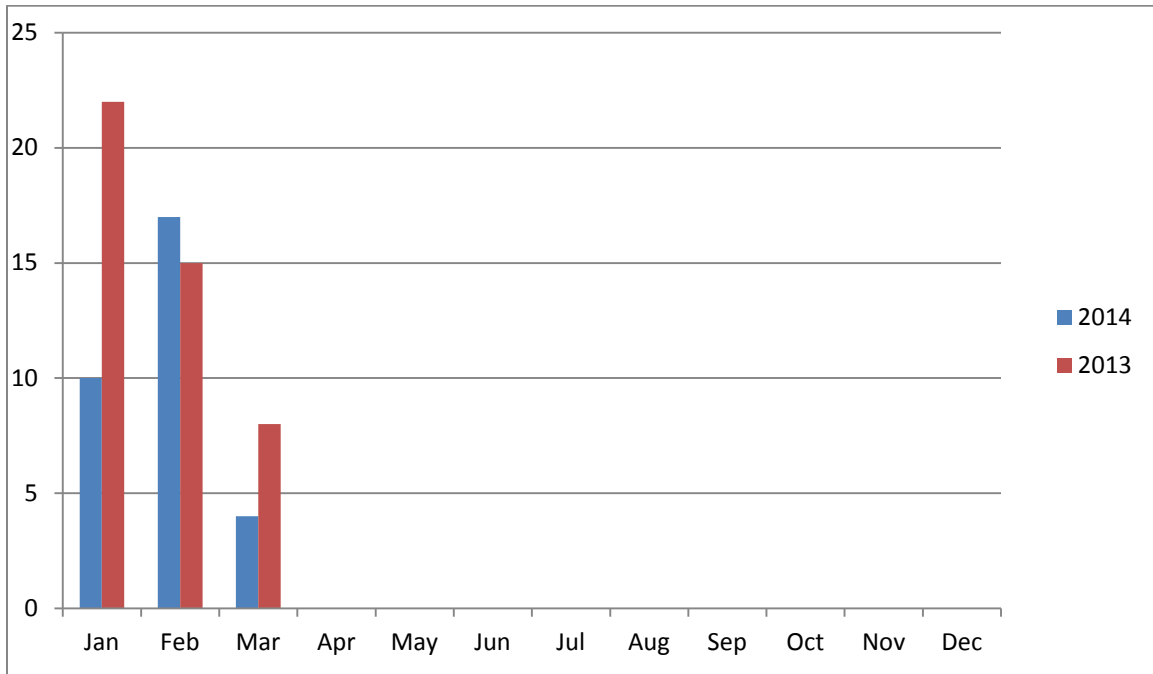
Table 2 - UCR Required in addition to the above.

Theft	18	18	
Theft f/Auto	6	18	
Simple Assault	3	2	
Sub-total	27	38	
Total	31	45	

NOTE#1: Above are the preliminary reported 2014 Crime Statistics available for all Howard University owned properties and campuses updated through **March 8, 2014**. Since the data is preliminary, after verification and validation some of the initial data may be subject to change. The 2014 Year-to-Date (YTD) crime statistics are 31.1% below the same time period in 2013.

* The Criminal Homicide occurred on public space and involved non-Howard University personnel.

** The two (2) Sex Offenses occurred in 2013, but were reported on January 27, 2014.



January - December

Weekly Crime Synopsis

During this past week **03-02-14 to 03-08-14**, three (3) Misdemeanor Theft cases and one(1) Theft I case were reported to the HU-DPS. The 2014 reported crime incidents are **31.1% below** the same time period in 2013.

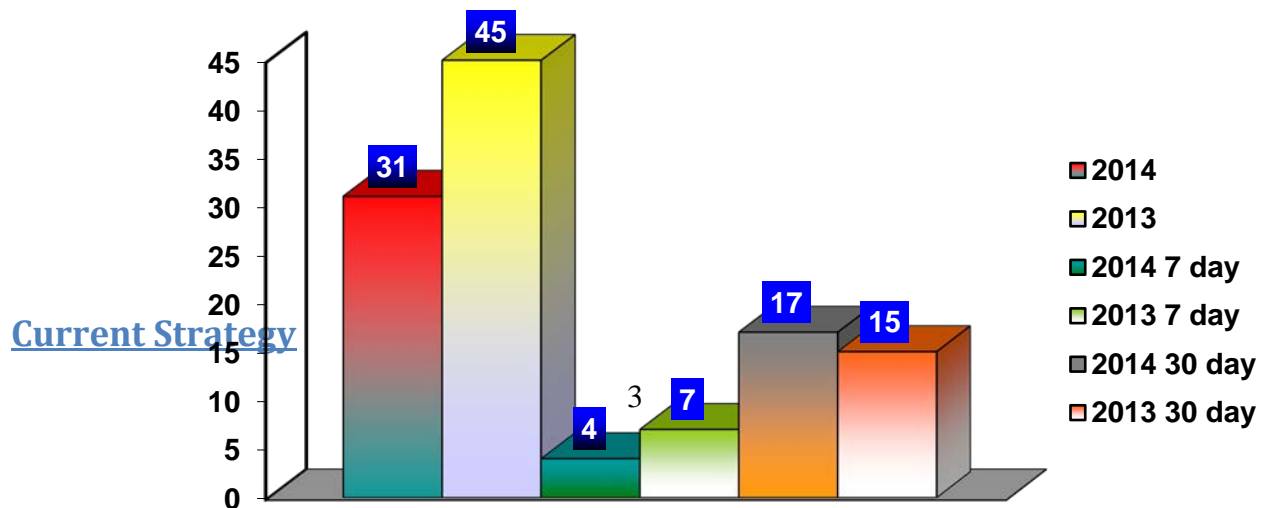
Nature of Crime	Date Reported	Date Occurred	Location	Disposition
Theft 1	03-04-14	03-04-14	Carver Hall	Handled by HUDPS
Theft III	03-05-14	03-05-14	Founders Library	MPD responded.
Theft III	03-07-14	03-07-14	Slowe Hall	Handled by HUDPS
Theft III	03-08-14	03-08-14	Cramton Auditorium	Handled by HUDPS

Howard University Department of Public Safety Reported Crime Incidents 7day/ 30 day statistics

Table 1 –U.S. Department of Education- Clery Act Required

	2014	2013	03-02-14 to 03-08-14	03-02-13 to 03-08-13	02-08-14 to 03-08-14	02-01-13 to 03-01-13
Criminal Homicide	0	1	0	0	0	0
Sex Offenses	2	0	0	0	0	0
Robbery	1	3	0	0	0	0
Aggravated Assault	0	1	0	1	0	1
Burglary	1	1	0	0	0	0
Motor Vehicle Theft	0	1	0	0	0	0
Arson	0	0	0	0	0	0
Hate Crime	0	0	0	0	0	0
Sub-total	4	7	0	1	0	1

Theft	18	18	4	2	12	8
Theft f/Auto	6	18	0	3	4	6
Simple Assault	3	2	0	1	1	0
Sub-total	27	38	4	6	17	14
Total	31	45	4	7	17	15



- Pro-active High Visibility Patrol.

Crime Trends

- None reported.

Proposed Solution

- HU-DPS Patrol Services Bureau continues to saturate the entire campus using high visibility patrol tactics in an effort to prevent crimes. The Patrol Services Bureau continues to work with the Investigative Section to identify and apprehend the person(s) responsible for crimes committed on or near the university and its allied properties.

Major Event(s) this week

- TBD

Howard University - Department of Public Safety

Weekly Crime Report



DEPARTMENT OF PUBLIC SAFETY
Prevention, Partnership, Professionalism.

Brian Jordan
Chief of Police/Executive Director for
Safety and Security

March 17, 2014

The Weekly Crime Report provides an update on the most current crime data, any outstanding crime trends, and any solutions being implemented to resolve emerging crime issues.

Howard University Department of Public Safety 2014 vs. 2013 Crime Statistics.

Table 1 –U.S. Department of Education- Clery Act Required

	2014	2013	
Criminal Homicide	0	1*	
Sex Offenses	2**	0	
Robbery	1	3	
Aggravated Assault	0	1	
Burglary	1	1	
Motor Vehicle Theft	0	1	
Arson	0	0	
Hate Crime	0	0	
Sub-total	4	7	

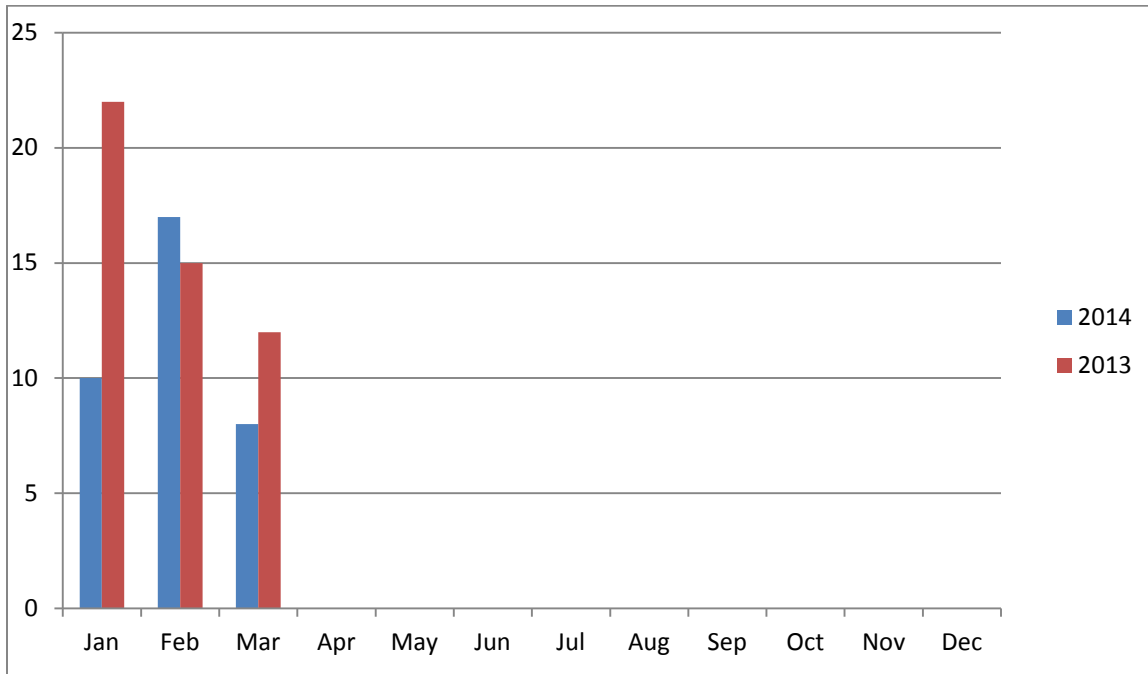
Table 2 - UCR Required in addition to the above.

Theft	18	18	
Theft f/Auto	6	18	
Simple Assault	3	2	
Sub-total	27	38	
Total	31	45	

NOTE#1: Above are the preliminary reported 2014 Crime Statistics available for all Howard University owned properties and campuses updated through **March 15, 2014**. Since the data is preliminary, after verification and validation some of the initial data may be subject to change. The 2014 Year-to-Date (YTD) crime statistics are 28.6% below the same time period in 2013.

* The Criminal Homicide occurred on public space and involved non-Howard University personnel.

** The two (2) Sex Offenses occurred in 2013, but were reported on January 27, 2014.



January - December

Weekly Crime Synopsis

During this past week **03-09-14 to 03-15-14**, two (2) Misdemeanor Theft cases, one(1) Theft I case, and one(1)Theft From Auto case were reported to the HU-DPS. The 2014 reported crime incidents are **28.6% below** the same time period in 2013.

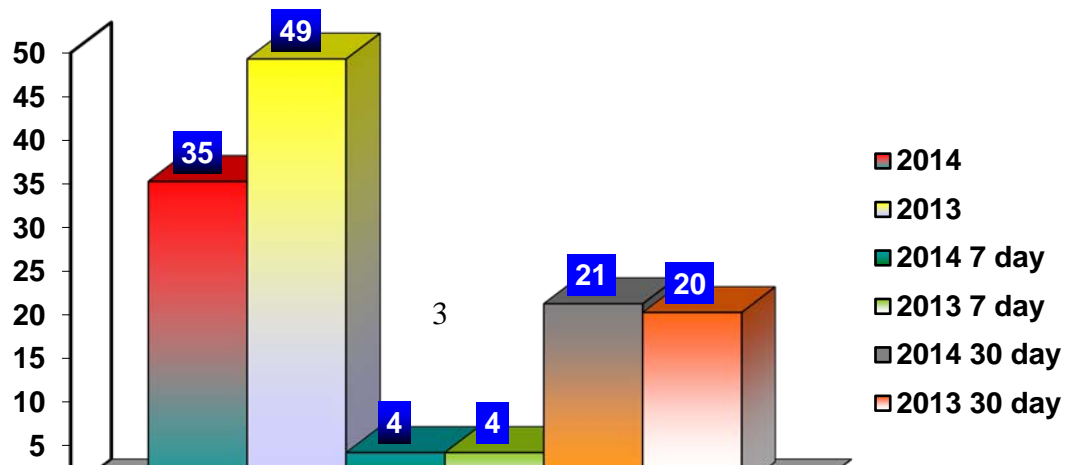
Nature of Crime	Date Reported	Date Occurred	Location	Disposition
Theft II	03-09-14	03-09-14	Carver Hall	Handled by HUDPS
Theft I	03-11-14	03-11-14	School of Business	MPD responded.
Theft From Auto	03-13-14	03-13-14	Adams Building	Handled by HUDPS
Theft II	03-13-14	03-13-14	Meridian	Handled by HUDPS

Howard University Department of Public Safety Reported Crime Incidents 7day/ 30 day statistics

Table 1 –U.S. Department of Education- Clery Act Required

	2014	2013	03-09-14 to 03-15-14	03-09-13 to 03-15-13	02-15-14 to 03-15-14	02-15-13 to 03-15-13
Criminal Homicide	0	1	0	0	0	0
Sex Offenses	2	0	0	0	0	0
Robbery	1	3	0	0	0	0
Aggravated Assault	0	1	0	0	0	1
Burglary	1	1	0	0	0	0
Motor Vehicle Theft	0	1	0	0	0	0
Arson	0	0	0	0	0	0
Hate Crime	0	0	0	0	0	0
Sub-total	4	7	0	0	0	1

Theft	21	20	3	2	15	10
Theft f/Auto	7	19	1	1	5	8
Simple Assault	3	3	0	1	1	1
Sub-total	31	42	4	4	21	19
Total	35	49	4	4	21	20



Current Strategy

- Pro-active High Visibility Patrol.

Crime Trends

- None reported.

Proposed Solution

- HU-DPS Patrol Services Bureau continues to saturate the entire campus using high visibility patrol tactics in an effort to prevent crimes. The Patrol Services Bureau continues to work with the Investigative Section to identify and apprehend the person(s) responsible for crimes committed on or near the university and its allied properties.

Major Event(s) this week

- TBD

Howard University - Department of Public Safety

Weekly Crime Report



DEPARTMENT OF PUBLIC SAFETY
Prevention, Partnership, Professionalism.

Brian Jordan
Chief of Police/Executive Director for
Safety and Security

April 21, 2014

The Weekly Crime Report provides an update on the most current crime data, any outstanding crime trends, and any solutions being implemented to resolve emerging crime issues.

Howard University Department of Public Safety 2014 vs. 2013 Crime Statistics.

Table 1 –U.S. Department of Education- Clery Act Required

	2014	2013	
Criminal Homicide	0	1*	
Sex Offenses	2**	0	
Robbery	2	3	
Aggravated Assault	0	2	
Burglary	3	1	
Motor Vehicle Theft	1	1	
Arson	0	0	
Hate Crime	0	0	
Sub-total	8	8	

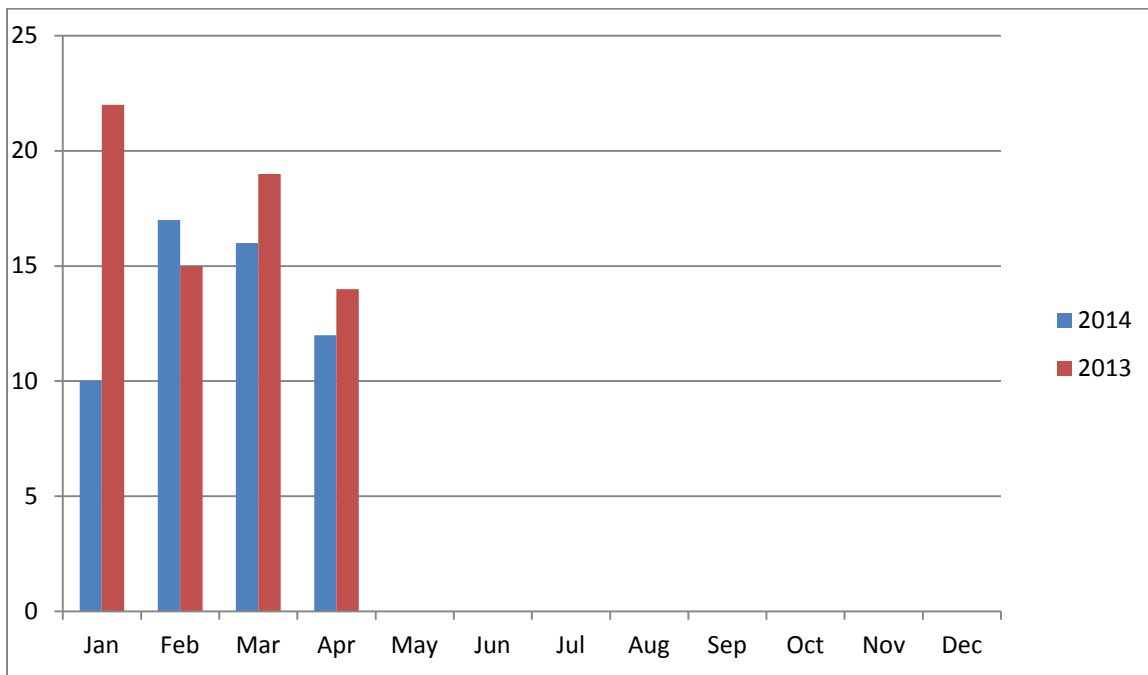
Table 2 - UCR Required in addition to the above.

Theft	28	29	
Theft f/Auto	9	26	
Simple Assault	11	7	
Sub-total	48	62	
Total	56	70	

NOTE#1: Above are the preliminary reported 2014 Crime Statistics available for all Howard University owned properties and campuses updated through **April 19, 2014**. Since the data is preliminary, after verification and validation some of the initial data may be subject to change. The 2014 Year-to-Date (YTD) crime statistics are 20% below the same time period in 2013.

* The Criminal Homicide occurred on public space and involved non-Howard University personnel.

** The two (2) Sex Offenses occurred in 2013, but were reported on January 27, 2014.



January - December

Weekly Crime Synopsis

During this past week **04-13-14 to 04-19-14**, (1) Misdemeanor Theft case, two (2) Simple Assault cases, and one (1) Stolen Auto case were reported to the HU-DPS. Furthermore, the Simple Assault case resulted in the arrest of two suspects. The 2014 reported crime incidents are **20% below** the same time period in 2013.

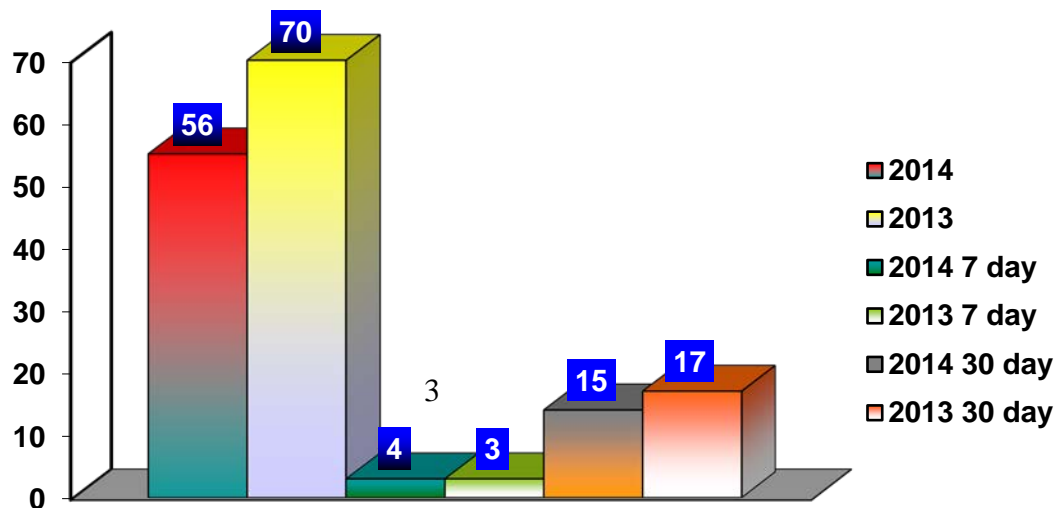
Nature of Crime	Date Reported	Date Occurred	Location	Disposition
Domestic/Simple Assault	04-15-14	04-15-14	Quadrangle	Two suspects arrested.
Theft II	04-16-14	04-16-14	Mudd Building	Handled by HUDPS.
Simple Assault	04-18-14	04-18-14	Quadrangle	Handled by HUDPS.
Stolen Auto	04-19-14	04-19-14	Howard Plaza	MPD responded.

Howard University Department of Public Safety Reported Crime Incidents 7day/ 30 day statistics

Table 1 –U.S. Department of Education- Clery Act Required

	2014	2013	04-13-14 to 04-19-14	04-13-13 to 04-19-13	03-19-14 to 04-19-14	03-19-13 to 04-19-13
Criminal Homicide	0	1	0	0	0	0
Sex Offenses	2	0	0	0	0	0
Robbery	2	3	0	0	1	0
Aggravated Assault	0	2	0	0	0	0
Burglary	3	1	0	0	1	0
Motor Vehicle Theft	1	1	1	0	1	0
Arson	0	0	0	0	0	0
Hate Crime	0	0	0	0	0	0
Sub-total	8	8	1	0	3	0

Theft	28	29	1	1	6	7
Theft f/Auto	9	26	0	1	0	6
Simple Assault	11	7	2	1	6	4
Sub-total	48	62	3	3	12	17
Total	56	70	4	3	15	17



Current Strategy

- Pro-active High Visibility Patrol.

Crime Trends

- None reported.

Proposed Solution

- HU-DPS Patrol Services Bureau continues to saturate the entire campus using high visibility patrol tactics in an effort to prevent crimes. The Patrol Services Bureau continues to work with the Investigative Section to identify and apprehend the person(s) responsible for crimes committed on or near the university and its allied properties.

Major Event(s) this week

- TBD

Howard University - Department of Public Safety

Weekly Crime Report



DEPARTMENT OF PUBLIC SAFETY
Prevention, Partnership, Professionalism.

Brian Jordan
Chief of Police/Executive Director for
Safety and Security

April 28, 2014

The Weekly Crime Report provides an update on the most current crime data, any outstanding crime trends, and any solutions being implemented to resolve emerging crime issues.

Howard University Department of Public Safety 2014 vs. 2013 Crime Statistics.

Table 1 –U.S. Department of Education- Clery Act Required

	2014	2013	
Criminal Homicide	0	1*	
Sex Offenses	2**	0	
Robbery	2	3	
Aggravated Assault	0	2	
Burglary	4	1	
Motor Vehicle Theft	1	1	
Arson	0	0	
Hate Crime	0	0	
Sub-total	9	8	

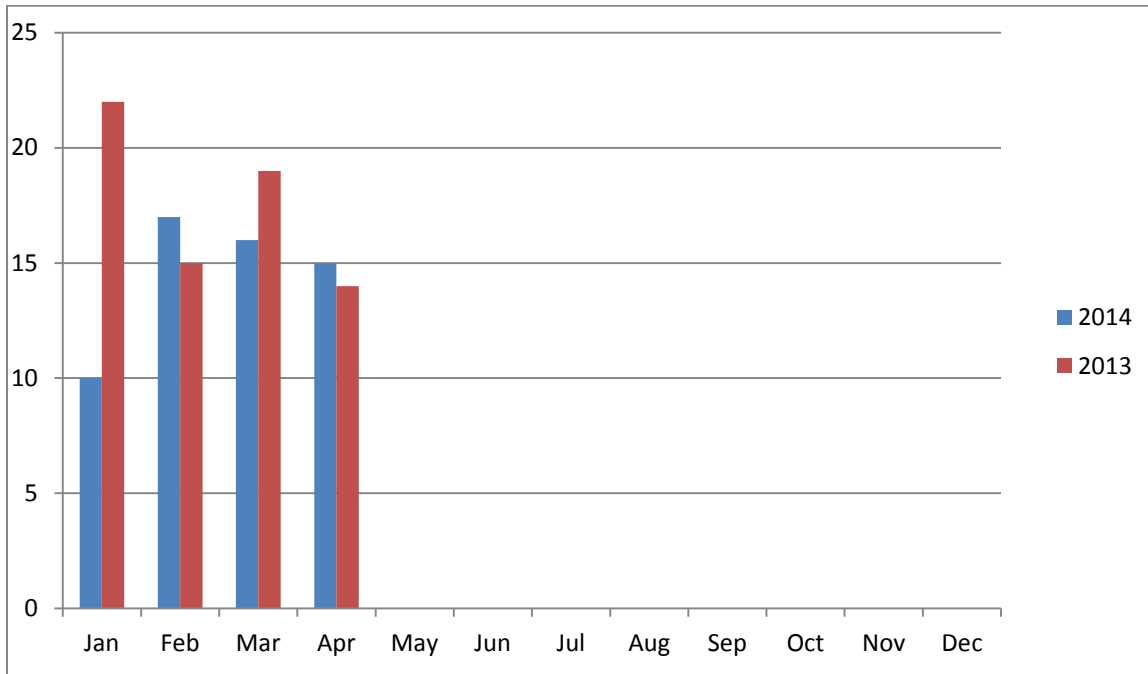
Table 2 - UCR Required in addition to the above.

Theft	30	29	
Theft f/Auto	9	26	
Simple Assault	11	7	
Sub-total	50	62	
Total	59	70	

NOTE#1: Above are the preliminary reported 2014 Crime Statistics available for all Howard University owned properties and campuses updated through **April 26, 2014**. Since the data is preliminary, after verification and validation some of the initial data may be subject to change. The 2014 Year-to-Date (YTD) crime statistics are 20% below the same time period in 2013.

* The Criminal Homicide occurred on public space and involved non-Howard University personnel.

** The two (2) Sex Offenses occurred in 2013, but were reported on January 27, 2014.



January - December

Weekly Crime Synopsis

During this past week **04-20-14 to 04-26-14**, (1) Burglary II case and (2) Misdemeanor Theft cases were reported to the HU-DPS. Furthermore, the Simple Assault case resulted in the arrest of two suspects. The 2014 reported crime incidents are **20% below** the same time period in 2013.

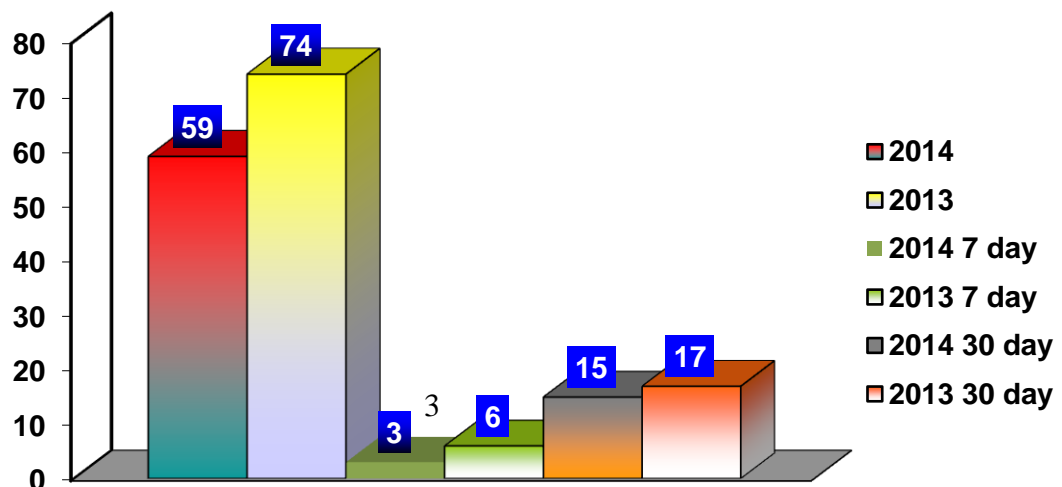
Nature of Crime	Date Reported	Date Occurred	Location	Disposition
Burglary II	04-22-14	04-22-14		
Theft II	04-24-14	04-24-14		Handled by HUDPS.
Theft II	04-24-14	04-24-14		Handled by HUDPS.

Howard University Department of Public Safety Reported Crime Incidents 7day/ 30 day statistics

Table 1 –U.S. Department of Education- Clery Act Required

	2014	2013	04-20-14 to 04-26-14	04-20-13 to 04-26-13	03-26-14 to 04-26-14	03-26-13 to 04-26-13
Criminal Homicide	0	1	0	0	0	0
Sex Offenses	2	0	0	1	0	0
Robbery	2	6	0	3	1	3
Aggravated Assault	0	2	0	0	0	0
Burglary	4	1	1	0	2	0
Motor Vehicle Theft	1	1	0	0	1	0
Arson	0	0	0	0	0	0
Hate Crime	0	0	0	0	0	0
Sub-total	9	11	1	4	4	3

Theft	30	30	2	1	5	9
Theft f/Auto	9	26	0	1	2	4
Simple Assault	11	7	0	0	6	4
Sub-total	50	63	2	2	13	17
Total	59	74	3	6	17	20



Current Strategy

- Pro-active High Visibility Patrol.

Crime Trends

- None reported.

Proposed Solution

- HU-DPS Patrol Services Bureau continues to saturate the entire campus using high visibility patrol tactics in an effort to prevent crimes. The Patrol Services Bureau continues to work with the Investigative Section to identify and apprehend the person(s) responsible for crimes committed on or near the university and its allied properties.

Major Event(s) this week

- TBD

Howard University - Department of Public Safety

Weekly Crime Report



DEPARTMENT OF PUBLIC SAFETY
Prevention, Partnership, Professionalism.

Brian Jordan
Chief of Police/Executive Director for
Safety and Security

May 5, 2014

The Weekly Crime Report provides an update on the most current crime data, any outstanding crime trends, and any solutions being implemented to resolve emerging crime issues.

Howard University Department of Public Safety 2014 vs. 2013 Crime Statistics.

Table 1 –U.S. Department of Education- Clery Act Required

	2014	2013	
Criminal Homicide	0	1*	
Sex Offenses	2**	0	
Robbery	3	6	
Aggravated Assault	0	2	
Burglary	4	1	
Motor Vehicle Theft	1	1	
Arson	0	0	
Hate Crime	0	0	
Sub-total	10	11	

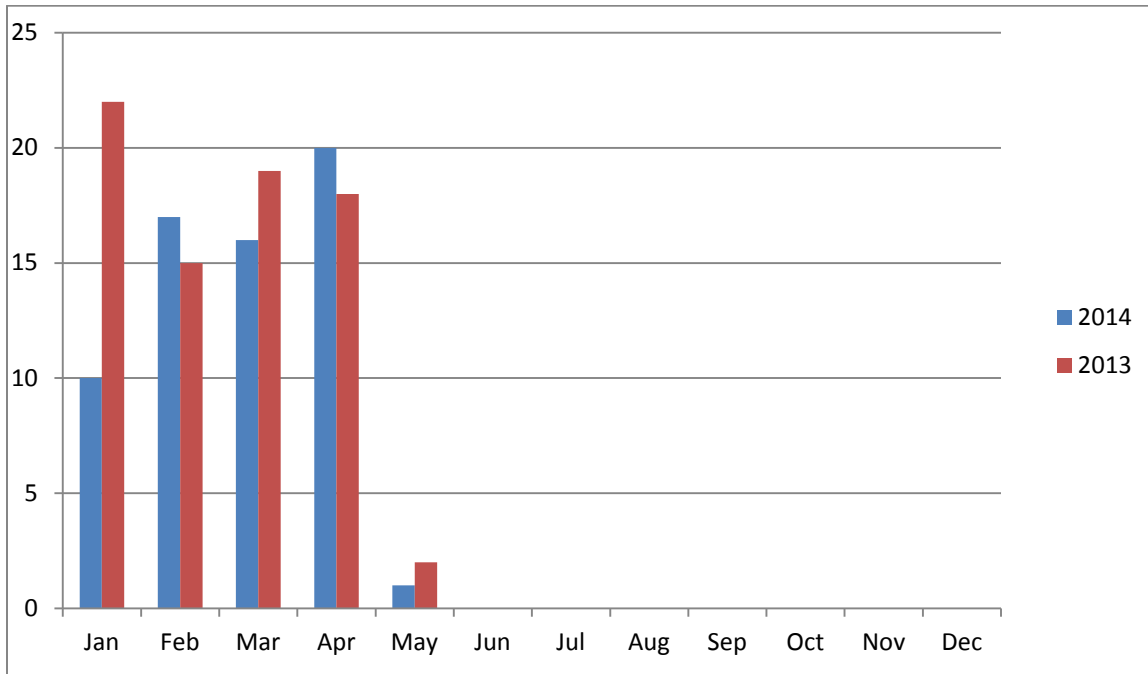
Table 2 - UCR Required in addition to the above.

Theft	33	32	
Theft f/Auto	10	26	
Simple Assault	11	7	
Sub-total	54	65	
Total	64	76	

NOTE#1: Above are the preliminary reported 2014 Crime Statistics available for all Howard University owned properties and campuses updated through **May 3, 2014**. Since the data is preliminary, after verification and validation some of the initial data may be subject to change. The 2014 Year-to-Date (YTD) crime statistics are 15.8% below the same time period in 2013.

* The Criminal Homicide occurred on public space and involved non-Howard University personnel.

** The two (2) Sex Offenses occurred in 2013, but were reported on January 27, 2014.



January - December

Weekly Crime Synopsis

During this past week **04-27-14 to 05-03-14**, one (1) Theft From Auto case, three (3) Misdemeanor Theft cases, and one (1) Robbery Fear were reported to the HU-DPS. Furthermore, the Misdemeanor Theft case resulted in the arrest of a suspect. The 2014 reported crime incidents are **15.8% below** the same time period in 2013.

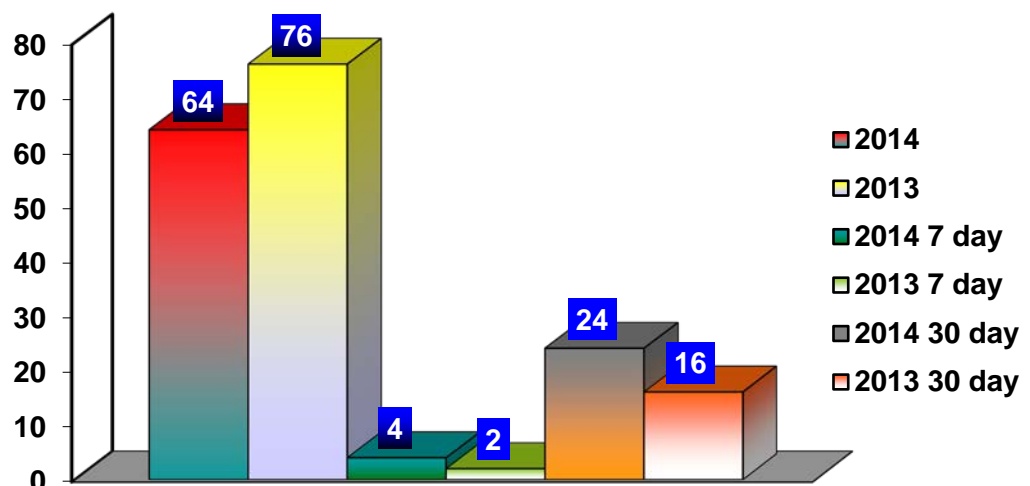
Nature of Crime	Date Reported	Date Occurred	Location	Disposition
Theft from Auto	04-27-14	04-27-14	East Campus	Handled by HUDPS.
Theft II	04-28-14	04-28-14	Cook Hall	Suspect was arrested.
Theft II	04-29-14	04-29-14	HU Service Center	Handled by HUDPS.
Theft II	04-30-14	04-30-14	Drew Hall	Handled by HUDPS.
Robbery Fear	05-02-14	05-02-14	2300 Block Georgia Ave.	Handled by HUDPS.

Howard University Department of Public Safety Reported Crime Incidents 7day/ 30 day statistics

Table 1 –U.S. Department of Education- Clery Act Required

	2014	2013	04-27-14 to 05-03-14	04-27-13 to 05-03-13	04-03-14 to 05-03-14	04-03-13 to 05-03-13
Criminal Homicide	0	1	0	0	0	0
Sex Offenses	2	0	0	0	0	0
Robbery	3	6	0	0	0	3
Aggravated Assault	0	2	0	0	0	0
Burglary	4	1	0	0	2	0
Motor Vehicle Theft	1	1	0	0	1	0
Arson	0	0	0	0	0	0
Hate Crime	0	0	0	0	0	0
Sub-total	10	11	0	0	3	3

Theft	33	32	3	2	11	7
Theft f/Auto	10	26	1	0	3	4
Simple Assault	11	7	0	0	7	2
Sub-total	54	65	4	2	21	13
Total	64	76	4	2	24	16



Current Strategy

- Pro-active High Visibility Patrol.

Crime Trends

- None reported.

Proposed Solution

- HU-DPS Patrol Services Bureau continues to saturate the entire campus using high visibility patrol tactics in an effort to prevent crimes. The Patrol Services Bureau continues to work with the Investigative Section to identify and apprehend the person(s) responsible for crimes committed on or near the university and its allied properties.

Major Event(s) this week

- TBD

Howard University - Department of Public Safety

Weekly Crime Report



DEPARTMENT OF PUBLIC SAFETY
Prevention, Partnership, Professionalism.

Brian Jordan
Chief of Police/Executive Director for
Safety and Security

June 2, 2014

The Weekly Crime Report provides an update on the most current crime data, any outstanding crime trends, and any solutions being implemented to resolve emerging crime issues.

Howard University Department of Public Safety 2014 vs. 2013 Crime Statistics.

Table 1 –U.S. Department of Education- Clery Act Required

	2014	2013	
Criminal Homicide	0	1*	
Sex Offenses	2**	0	
Robbery	3	8	
Aggravated Assault	1	2	
Burglary	4	3	
Motor Vehicle Theft	1	1	
Arson	0	0	
Hate Crime	0	0	
Sub-total	11	15	

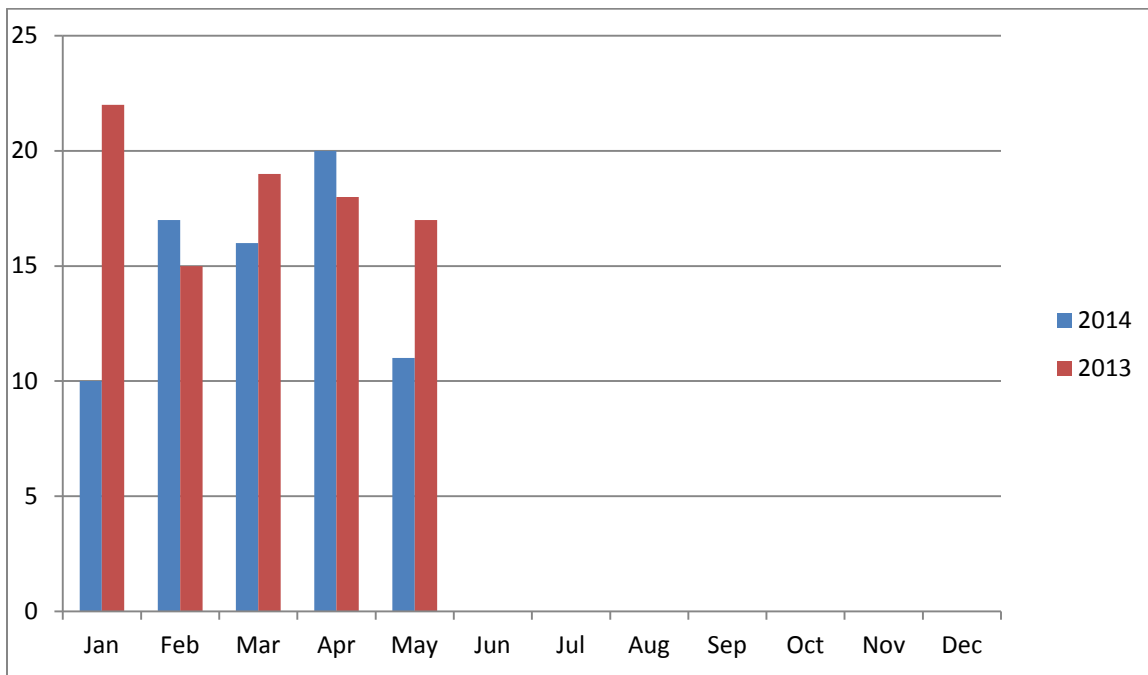
Table 2 - UCR Required in addition to the above.

Theft	39	43	
Theft f/Auto	13	26	
Simple Assault	11	7	
Sub-total	63	76	
Total	74	91	

NOTE#1: Above are the preliminary reported 2014 Crime Statistics available for all Howard University owned properties and campuses updated through **May 31, 2014**. Since the data is preliminary, after verification and validation some of the initial data may be subject to change. The 2014 Year-to-Date (YTD) crime statistics are 18.7% below the same time period in 2013.

* The Criminal Homicide occurred on public space and involved non-Howard University personnel.

** The two (2) Sex Offenses occurred in 2013, but were reported on January 27, 2014.



January - December

Weekly Crime Synopsis

During this past week **05-25-14 to 05-31-14**, no major incidents were reported to the HU-DPS. The 2014 reported crime incidents are **18.7% below** the same time period in 2013.

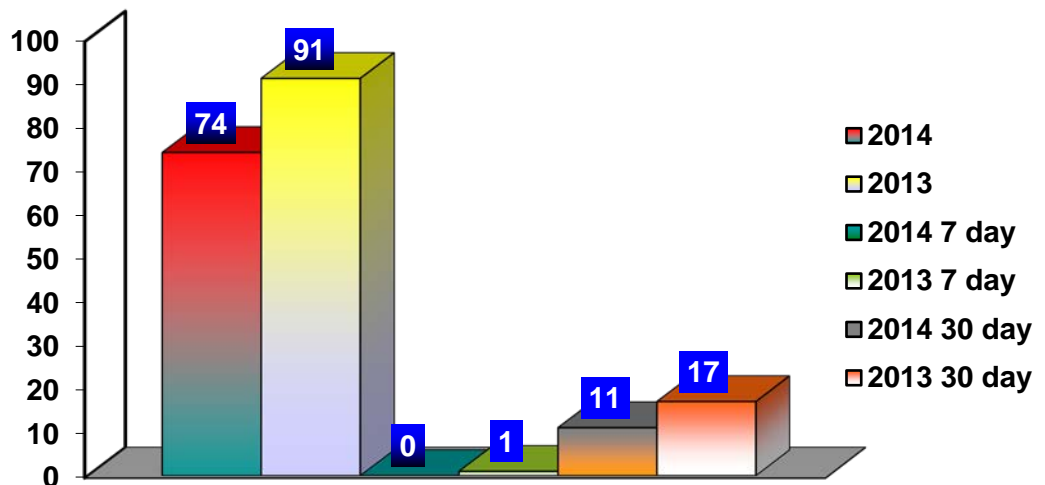
Nature of Crime	Date Reported	Date Occurred	Location	Disposition
No reports				

Howard University Department of Public Safety Reported Crime Incidents 7day/ 30 day statistics

Table 1 –U.S. Department of Education- Clery Act Required

	2014	2013	05-25-14 to 05-31-14	05-25-13 to 05-31-13	04-31-14 to 05-31-14	04-31-13 to 05-31-13
Criminal Homicide	0	1	0	0	0	0
Sex Offenses	2	0	0	0	0	0
Robbery	3	8	0	0	1	2
Aggravated Assault	1	2	0	0	1	0
Burglary	4	3	0	1	0	2
Motor Vehicle Theft	1	1	0	0	0	0
Arson	0	0	0	0	0	0
Hate Crime	0	0	0	0	0	0
Sub-total	11	15	0	1	2	4

Theft	39	43	0	0	6	13
Theft f/Auto	13	26	0	0	3	0
Simple Assault	11	7	0	0	0	0
Sub-total	63	76	0	0	9	13
Total	74	91	0	1	11	17



Current Strategy

Pro-active High Visibility Patrol.

Crime Trends

- None reported.

Proposed Solution

- HU-DPS Patrol Services Bureau continues to saturate the entire campus using high visibility patrol tactics in an effort to prevent crimes. The Patrol Services Bureau continues to work with the Investigative Section to identify and apprehend the person(s) responsible for crimes committed on or near the university and its allied properties.

Major Event(s) this week

- TBD

Howard University - Department of Public Safety

Weekly Crime Report



DEPARTMENT OF PUBLIC SAFETY
Prevention, Partnership, Professionalism.

Brian Jordan
Chief of Police/Executive Director for
Safety and Security

June 9, 2014

The Weekly Crime Report provides an update on the most current crime data, any outstanding crime trends, and any solutions being implemented to resolve emerging crime issues.

Howard University Department of Public Safety 2014 vs. 2013 Crime Statistics.

Table 1 –U.S. Department of Education- Clery Act Required

	2014	2013	
Criminal Homicide	0	1*	
Sex Offenses	2**	0	
Robbery	3	8	
Aggravated Assault	1	2	
Burglary	5	3	
Motor Vehicle Theft	1	1	
Arson	0	0	
Hate Crime	0	0	
Sub-total	12	15	

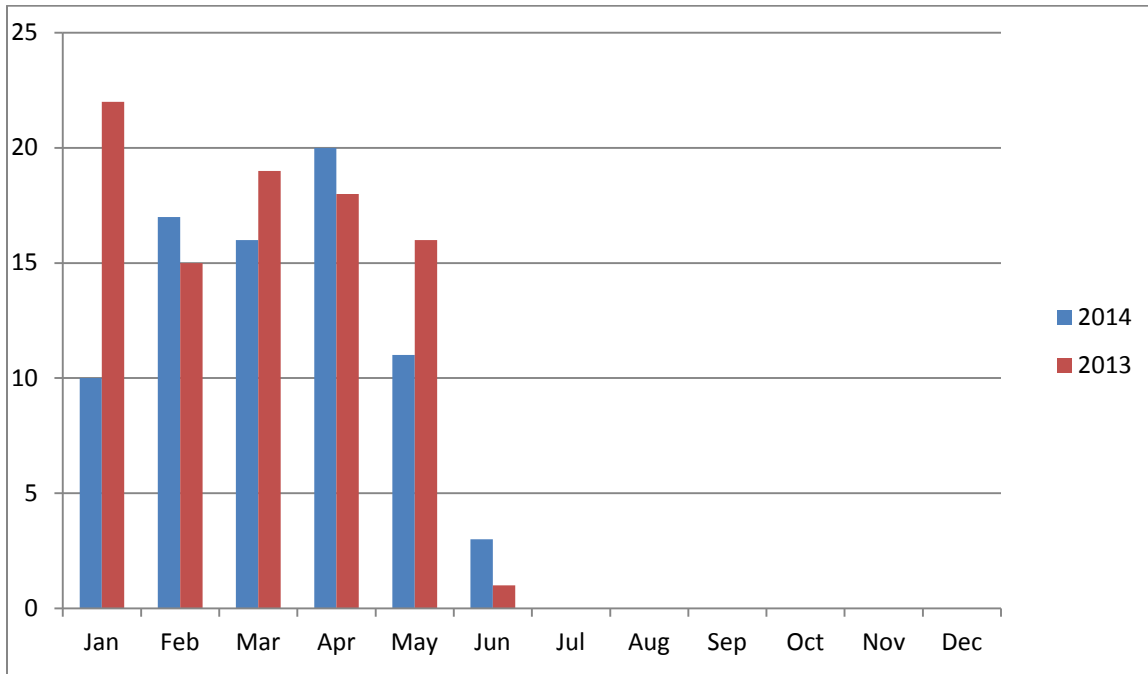
Table 2 - UCR Required in addition to the above.

Theft	40	43	
Theft f/Auto	14	27	
Simple Assault	11	7	
Sub-total	65	77	
Total	77	92	

NOTE#1: Above are the preliminary reported 2014 Crime Statistics available for all Howard University owned properties and campuses updated through **June 7, 2014**. Since the data is preliminary, after verification and validation some of the initial data may be subject to change. The 2014 Year-to-Date (YTD) crime statistics are 16.3% below the same time period in 2013.

* The Criminal Homicide occurred on public space and involved non-Howard University personnel.

** The two (2) Sex Offenses occurred in 2013, but were reported on January 27, 2014.



January - December

Weekly Crime Synopsis

During this past week **06-01-14 to 06-07-14**, one (1) Burglary II case, one (1) Theft From Auto case , and one(1) Misdemeanor Theft case were reported to the HU-DPS. The 2014 reported crime incidents are **16.3% below** the same time period in 2013.

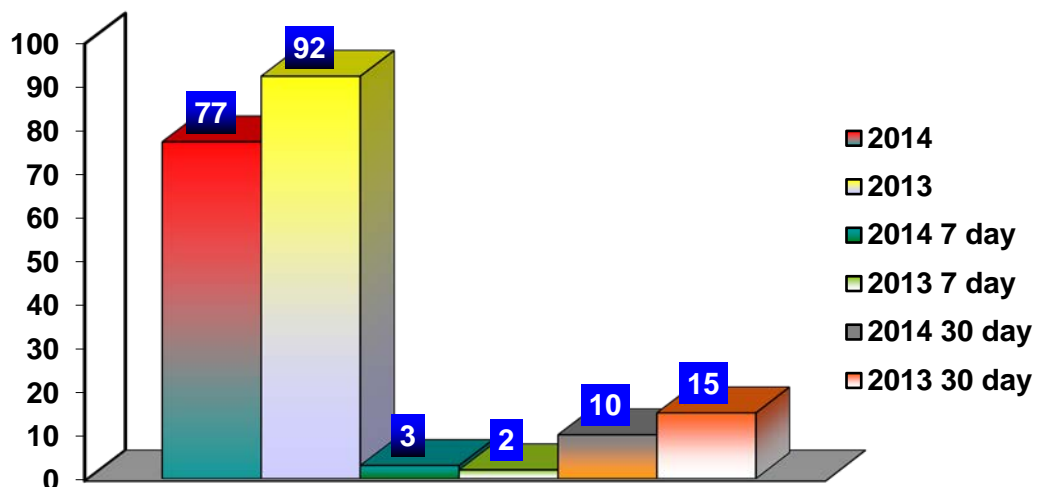
Nature of Crime	Date Reported	Date Occurred	Location	Disposition
Theft II	06-03-14	06-03-14	Cramton	Handled by HUDPS.
Theft from Auto	06-04-14	06-04-14	Upper Georgia Lot	Handled by MPD.
Burglary II	06-05-14	06-05-14	HU Research Lab	MPD responded

Howard University Department of Public Safety Reported Crime Incidents 7day/ 30 day statistics

Table 1 –U.S. Department of Education- Clery Act Required

	2014	2013	06-01-14 to 06-07-14	06-01-13 to 06-07-13	05-07-14 to 06-07-14	05-07-13 to 06-07-13
Criminal Homicide	0	1	0	0	0	0
Sex Offenses	2	0	0	0	0	0
Robbery	3	8	0	0	0	1
Aggravated Assault	1	2	0	0	0	0
Burglary	5	3	1	0	1	2
Motor Vehicle Theft	1	1	0	0	0	0
Arson	0	0	0	0	0	0
Hate Crime	0	0	0	0	0	0
Sub-total	12	15	1	0	1	3

Theft	40	43	1	1	5	10
Theft f/Auto	14	27	1	1	4	1
Simple Assault	11	7	0	0	0	1
Sub-total	65	77	2	2	9	12
Total	77	92	3	2	10	15



Current Strategy

Pro-active High Visibility Patrol.

Crime Trends

- None reported.

Proposed Solution

- HU-DPS Patrol Services Bureau continues to saturate the entire campus using high visibility patrol tactics in an effort to prevent crimes. The Patrol Services Bureau continues to work with the Investigative Section to identify and apprehend the person(s) responsible for crimes committed on or near the university and its allied properties.

Major Event(s) this week

- TBD

Howard University - Department of Public Safety

Weekly Crime Report



DEPARTMENT OF PUBLIC SAFETY
Prevention, Partnership, Professionalism.

Brian Jordan
Chief of Police/Executive Director for
Safety and Security

June 16, 2014

The Weekly Crime Report provides an update on the most current crime data, any outstanding crime trends, and any solutions being implemented to resolve emerging crime issues.

Howard University Department of Public Safety 2014 vs. 2013 Crime Statistics.

Table 1 –U.S. Department of Education- Clery Act Required

	2014	2013	
Criminal Homicide	0	1*	
Sex Offenses	2**	0	
Robbery	3	8	
Aggravated Assault	1	3	
Burglary	5	4	
Motor Vehicle Theft	1	1	
Arson	0	0	
Hate Crime	0	0	
Sub-total	12	17	

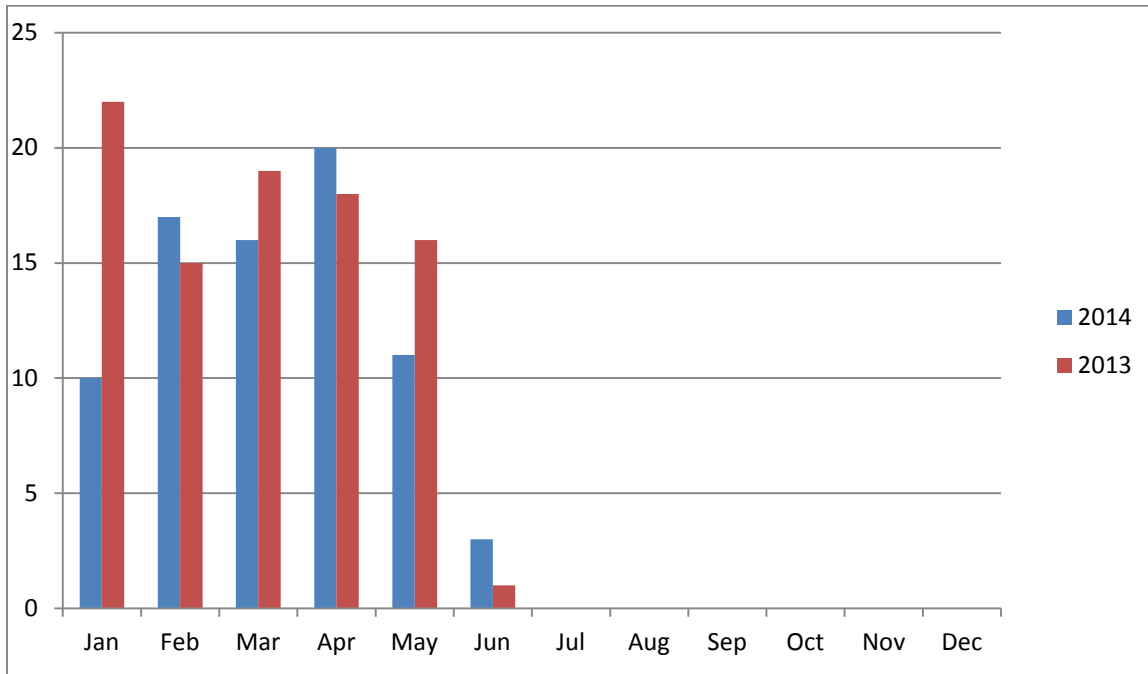
Table 2 - UCR Required in addition to the above.

Theft	40	43	
Theft f/Auto	15	27	
Simple Assault	11	7	
Sub-total	66	77	
Total	78	94	

NOTE#1: Above are the preliminary reported 2014 Crime Statistics available for all Howard University owned properties and campuses updated through **June 14, 2014**. Since the data is preliminary, after verification and validation some of the initial data may be subject to change. The 2014 Year-to-Date (YTD) crime statistics are 17% below the same time period in 2013.

* The Criminal Homicide occurred on public space and involved non-Howard University personnel.

** The two (2) Sex Offenses occurred in 2013, but were reported on January 27, 2014.



January - December

Weekly Crime Synopsis

During this past week **06-08-14 to 06-14-14**, one (1) Theft From Auto case was reported to the HU-DPS. The 2014 reported crime incidents are **17% below** the same time period in 2013.

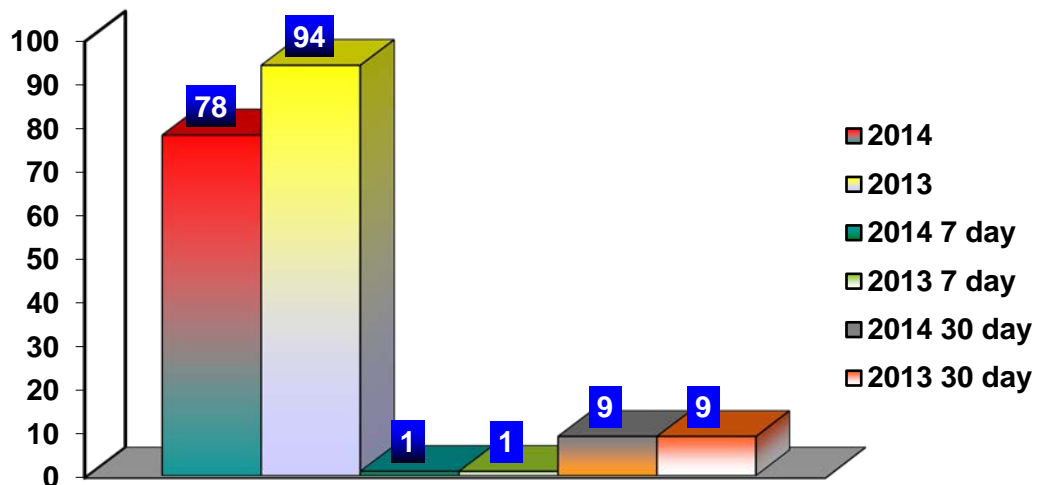
Nature of Crime	Date Reported	Date Occurred	Location	Disposition
Theft from Auto	06-10-14	06-10-14	500 Gresham Pl.	Handled by HUDPS.

Howard University Department of Public Safety Reported Crime Incidents 7day/ 30 day statistics

Table 1 –U.S. Department of Education- Clery Act Required

	2014	2013	06-01-14 to 06-07-14	06-01-13 to 06-07-13	05-07-14 to 06-07-14	05-07-13 to 06-07-13
Criminal Homicide	0	1	0	0	0	0
Sex Offenses	2	0	0	0	0	0
Robbery	3	8	0	0	0	0
Aggravated Assault	1	3	0	0	0	0
Burglary	5	4	0	1	1	2
Motor Vehicle Theft	1	1	0	0	0	0
Arson	0	0	0	0	0	0
Hate Crime	0	0	0	0	0	0
Sub-total	12	17	0	1	1	2

Theft	40	43	0	0	4	5
Theft f/Auto	15	27	1	0	4	1
Simple Assault	11	7	0	0	0	1
Sub-total	66	77	1	0	8	7
Total	78	94	1	1	9	9



Current Strategy

Pro-active High Visibility Patrol.

Crime Trends

- None reported.

Proposed Solution

- HU-DPS Patrol Services Bureau continues to saturate the entire campus using high visibility patrol tactics in an effort to prevent crimes. The Patrol Services Bureau continues to work with the Investigative Section to identify and apprehend the person(s) responsible for crimes committed on or near the university and its allied properties.

Major Event(s) this week

- TBD

Howard University - Department of Public Safety

Weekly Crime Report



DEPARTMENT OF PUBLIC SAFETY
Prevention, Partnership, Professionalism.

Brian Jordan
Chief of Police/Executive Director for
Safety and Security

June 23, 2014

The Weekly Crime Report provides an update on the most current crime data, any outstanding crime trends, and any solutions being implemented to resolve emerging crime issues.

Howard University Department of Public Safety 2014 vs. 2013 Crime Statistics.

Table 1 –U.S. Department of Education- Clery Act Required

	2014	2013	%difference
Criminal Homicide	0	1*	-100
Sex Offenses	2**	0	+200
Robbery	3	8	-62.5
Aggravated Assault	1	3	-66.7
Burglary	5	4	+25
Motor Vehicle Theft	1	1	0
Arson	0	0	0
Hate Crime	0	0	0
Sub-total	12	17	

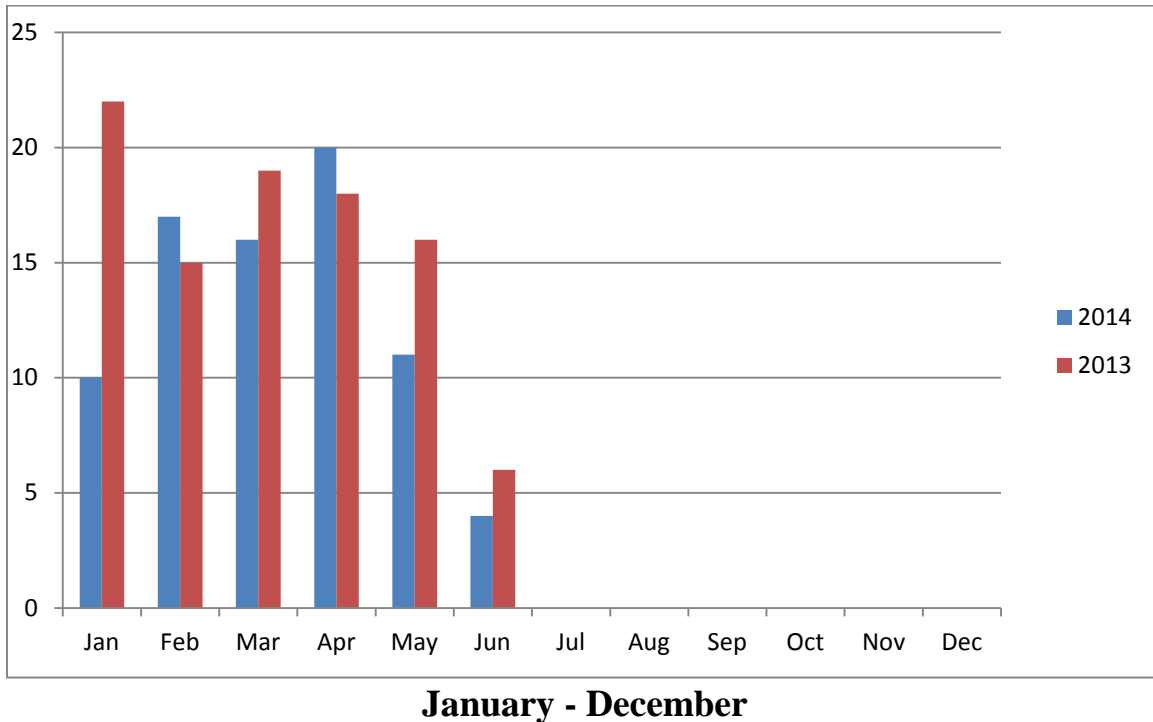
Table 2 - UCR Required in addition to the above.

Theft	40	44	-9.1
Theft f/Auto	15	28	-46.4
Simple Assault	11	7	+57
Sub-total	66	79	-16.5
Total	78	96	-18.8

NOTE#1: Above are the preliminary reported 2014 Crime Statistics available for all Howard University owned properties and campuses updated through **June 21, 2014**. Since the data is preliminary, after verification and validation some of the initial data may be subject to change. The 2014 Year-to-Date (YTD) crime statistics are 18.8% below the same time period in 2013.

* The Criminal Homicide occurred on public space and involved non-Howard University personnel.

** The two (2) Sex Offenses occurred in 2013, but were reported on January 27, 2014.



Weekly Crime Synopsis

During this past week **06-15-14 to 06-21-14**, there were no major incidents reported to the HU-DPS. The 2014 reported crime incidents are **18.8% below** the same time period in 2013.

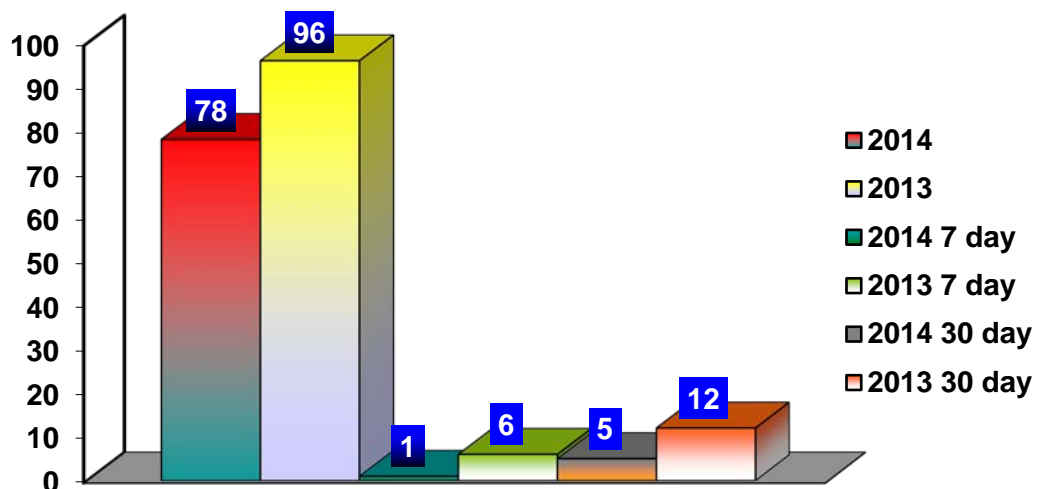
Nature of Crime	Date Reported	Date Occurred	Location	Disposition
none				

Howard University Department of Public Safety Reported Crime Incidents 7day/ 30 day statistics

Table 1 –U.S. Department of Education- Clery Act Required

	2014	2013	06-15-14 to 06-21-14	06-15-13 to 06-21-13	05-21-14 to 06-21-14	05-21-13 to 06-21-13
Criminal Homicide	0	1	0	0	0	0
Sex Offenses	2	0	0	0	0	0
Robbery	3	8	0	1	0	0
Aggravated Assault	1	3	0	0	0	0
Burglary	5	4	0	0	1	2
Motor Vehicle Theft	1	1	0	0	0	0
Arson	0	0	0	0	0	0
Hate Crime	0	0	0	0	0	0
Sub-total	12	17	0	1	1	2

Theft	40	44	0	2	1	6
Theft f/Auto	15	28	0	2	3	3
Simple Assault	11	7	0	1	0	1
Sub-total	66	79	0	5	4	10
Total	78	96	0	6	5	12



Current Strategy

Pro-active High Visibility Patrol.

Crime Trends

- None reported.

Proposed Solution

- HU-DPS Patrol Services Bureau continues to saturate the entire campus using high visibility patrol tactics in an effort to prevent crimes. The Patrol Services Bureau continues to work with the Investigative Section to identify and apprehend the person(s) responsible for crimes committed on or near the university and its allied properties.

Major Event(s) this week

- TBD

Howard University - Department of Public Safety

Weekly Crime Report



DEPARTMENT OF PUBLIC SAFETY
Prevention, Partnership, Professionalism.

Brian Jordan
Chief of Police/Executive Director for
Safety and Security

July 14, 2014

The Weekly Crime Report provides an update on the most current crime data, any outstanding crime trends, and any solutions being implemented to resolve emerging crime issues.

Howard University Department of Public Safety 2014 vs. 2013 Crime Statistics.

Table 1 –U.S. Department of Education- Clery Act Required

	2014	2013	%difference
Criminal Homicide	0	1*	-100
Sex Offenses	2**	0	+200
Robbery	3	8	-62.5
Aggravated Assault	1	4	-75
Burglary	5	4	+25
Motor Vehicle Theft	1	1	0
Arson	0	0	0
Hate Crime	0	0	0
Sub-total	12	18	-29.4

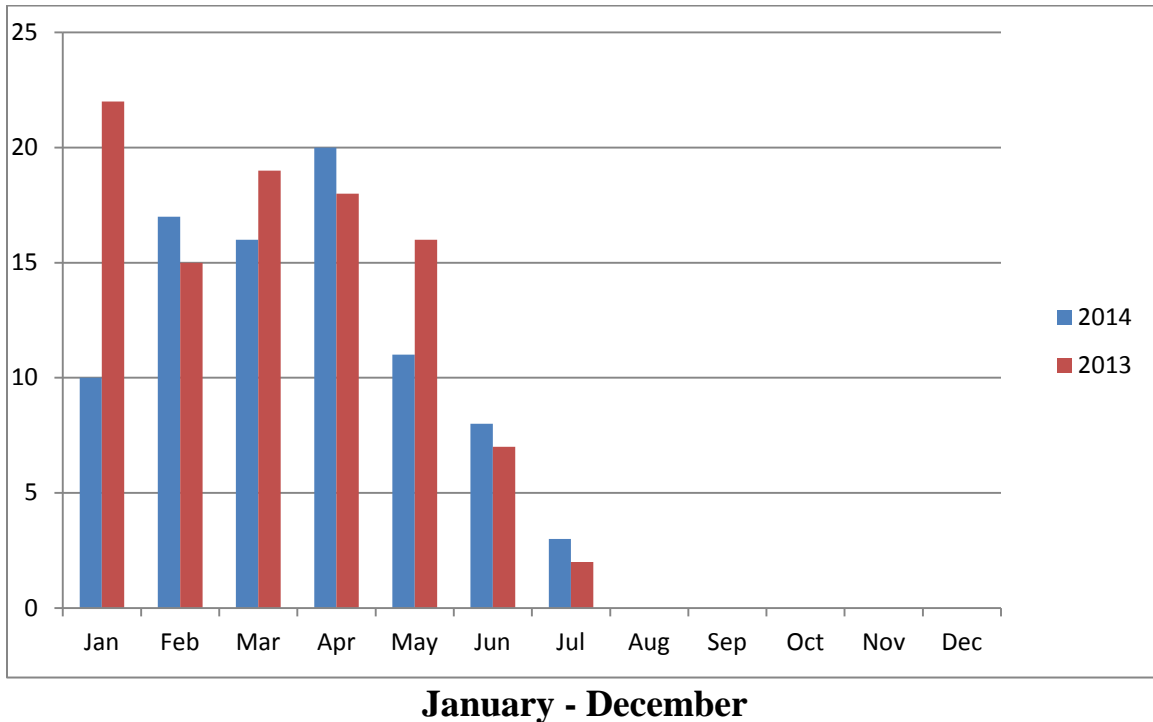
Table 2 - UCR Required in addition to the above.

Theft	43	45	-4.5
Theft f/Auto	18	29	-37.9
Simple Assault	12	8	+50
Sub-total	73	82	-11
Total	85	100	-15

NOTE#1: Above are the preliminary reported 2014 Crime Statistics available for all Howard University owned properties and campuses updated through **July 12, 2014**. Since the data is preliminary, after verification and validation some of the initial data may be subject to change. The 2014 Year-to-Date (YTD) crime statistics are 15% below the same time period in 2013.

* The Criminal Homicide occurred on public space and involved non-Howard University personnel.

** The two (2) Sex Offenses occurred in 2013, but were reported on January 27, 2014.



Weekly Crime Synopsis

During this past week **07-06-14 to 07-12-14**, one(1) Misdemeanor Theft case was reported to the HU-DPS. The 2014 reported crime incidents are **15% below** the same time period in 2013.

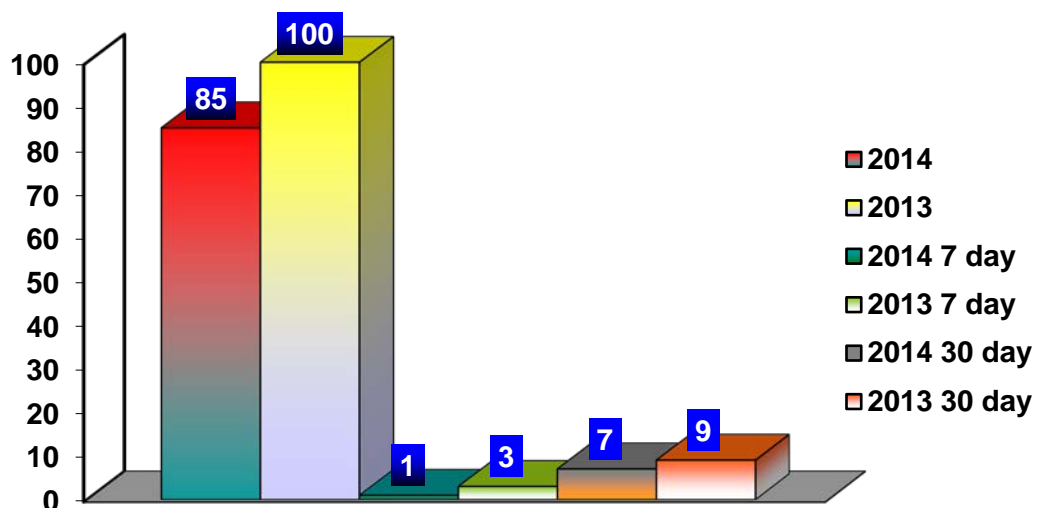
Nature of Crime	Date Reported	Date Occurred	Location	Disposition
Theft II	07-08-14	07-08-14	Cramton	Handled by HUDPS.

Howard University Department of Public Safety Reported Crime Incidents 7day/ 30 day statistics

Table 1 –U.S. Department of Education- Clery Act Required

	2014	2013	07-06-14 to 07-12-14	07-06-13 to 07-12-13	06-12-14 to 07-12-14	06-12-13 to 07-12-13
Criminal Homicide	0	1	0	0	0	0
Sex Offenses	2	0	0	0	0	0
Robbery	3	8	0	0	0	0
Aggravated Assault	1	4	0	0	0	0
Burglary	5	4	0	0	0	1
Motor Vehicle Theft	1	1	0	0	0	0
Arson	0	0	0	0	0	0
Hate Crime	0	0	0	0	0	0
Sub-total	12	18	0	0	0	1

Theft	43	45	1	1	3	3
Theft f/Auto	18	29	0	1	3	3
Simple Assault	12	8	0	1	1	2
Sub-total	73	82	1	3	7	8
Total	85	100	1	3	7	9



Current Strategy

Pro-active High Visibility Patrol.

Crime Trends

- None reported.

Proposed Solution

- HU-DPS Patrol Services Bureau continues to saturate the entire campus using high visibility patrol tactics in an effort to prevent crimes. The Patrol Services Bureau continues to work with the Investigative Section to identify and apprehend the person(s) responsible for crimes committed on or near the university and its allied properties.

Major Event(s) this week

- TBD

Howard University - Department of Public Safety

Weekly Crime Report



DEPARTMENT OF PUBLIC SAFETY
Prevention, Partnership, Professionalism.

Brian Jordan
Chief of Police/Executive Director for
Safety and Security

August 4, 2014

The Weekly Crime Report provides an update on the most current crime data, any outstanding crime trends, and any solutions being implemented to resolve emerging crime issues.

Howard University Department of Public Safety 2014 vs. 2013 Crime Statistics.

Table 1 –U.S. Department of Education- Clery Act Required

	2014	2013	%difference
Criminal Homicide	0	1*	-100
Sex Offenses	2**	2	0
Robbery	3	9	-66.7
Aggravated Assault	1	4	-75
Burglary	5	4	+25
Motor Vehicle Theft	2	1	+50
Arson	0	0	0
Hate Crime	0	0	0
Sub-total	13	21	-38.1

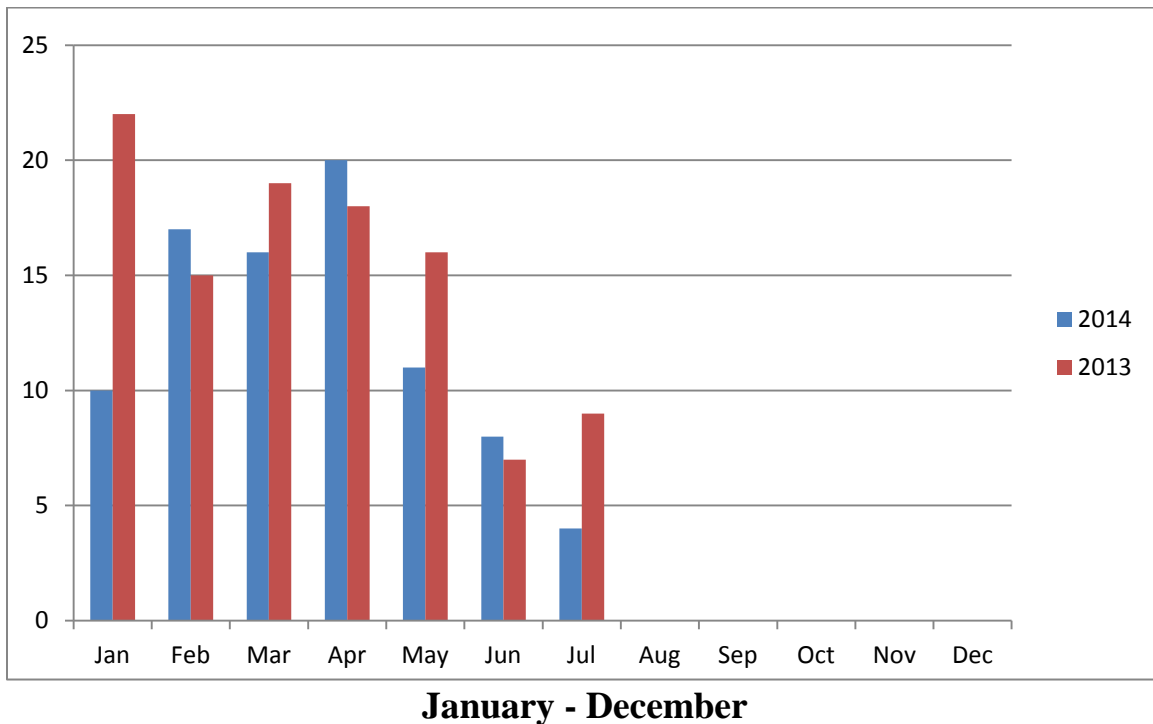
Table 2 - UCR Required in addition to the above.

Theft	48	48	0
Theft f/Auto	23	29	-20.7
Simple Assault	12	8	+50
Sub-total	83	85	-2.4
Total	96	106	-9.4

NOTE#1: Above are the preliminary reported 2014 Crime Statistics available for all Howard University owned properties and campuses updated through **August 2 2014**. Since the data is preliminary, after verification and validation some of the initial data may be subject to change. The 2014 Year-to-Date (YTD) crime statistics are 9.4% below the same time period in 2013.

* The Criminal Homicide occurred on public space and involved non-Howard University personnel.

** The two (2) Sex Offenses occurred in 2013, but were reported on January 27, 2014.



Weekly Crime Synopsis

During this past week **07-27-14 to 08-02-14**, one (1) Misdemeanor Theft case and one(1) Theft From Auto cases were reported to the HUDPS. The 2014 reported crime incidents are **9.4 % below** the same time period in 2013.

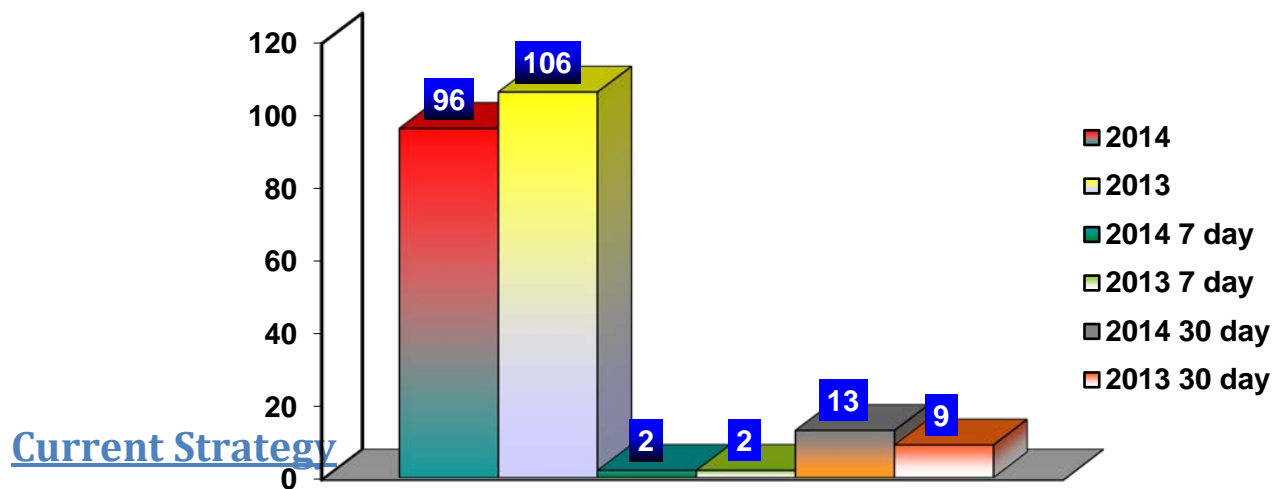
Nature of Crime	Date Reported	Date Occurred	Location	Disposition
Theft II			Blackburn Center	Handled by HUDPS.
Theft From Auto			CB Powell Lot	Handled by HUDPS.

Howard University Department of Public Safety Reported Crime Incidents 7day/ 30 day statistics

Table 1 –U.S. Department of Education- Clery Act Required

	2014	2013	07-27-14 to 08-02-14	07-27-13 to 08-02-13	07-02-14 to 08-02-14	07-02-13 to 08-02-13
Criminal Homicide	0	1	0	0	0	0
Sex Offenses	2	2	0	0	0	2
Robbery	3	9	0	1	0	1
Aggravated Assault	1	4	0	0	0	1
Burglary	5	4	0	0	0	0
Motor Vehicle Theft	2	1	0	0	1	0
Arson	0	0	0	0	0	0
Hate Crime	0	0	0	0	0	0
Sub-total	13	21	0	1	1	4

Theft	48	48	1	1	5	4
Theft f/Auto	23	29	1	0	7	1
Simple Assault	12	8	0	0	0	0
Sub-total	83	85	2	1	12	5
Total	96	106	2	2	13	9



Pro-active High Visibility Patrol.

Crime Trends

- None reported.

Proposed Solution

- HU-DPS Patrol Services Bureau continues to saturate the entire campus using high visibility patrol tactics in an effort to prevent crimes. The Patrol Services Bureau continues to work with the Investigative Section to identify and apprehend the person(s) responsible for crimes committed on or near the university and its allied properties.

Major Event(s) this week

- TBD

Howard University - Department of Public Safety

Weekly Crime Report



DEPARTMENT OF PUBLIC SAFETY
Prevention, Partnership, Professionalism.

Brian Jordan
Chief of Police/Executive Director for
Safety and Security

August 11, 2014

The Weekly Crime Report provides an update on the most current crime data, any outstanding crime trends, and any solutions being implemented to resolve emerging crime issues.

Howard University Department of Public Safety 2014 vs. 2013 Crime Statistics.

Table 1 –U.S. Department of Education- Clery Act Required

	2014	2013	%difference
Criminal Homicide	0	1*	-100
Sex Offenses	2**	2	0
Robbery	3	9	-66.7
Aggravated Assault	1	4	-75
Burglary	5	4	+25
Motor Vehicle Theft	2	1	+50
Arson	0	0	0
Hate Crime	0	0	0
Sub-total	13	21	-38.1

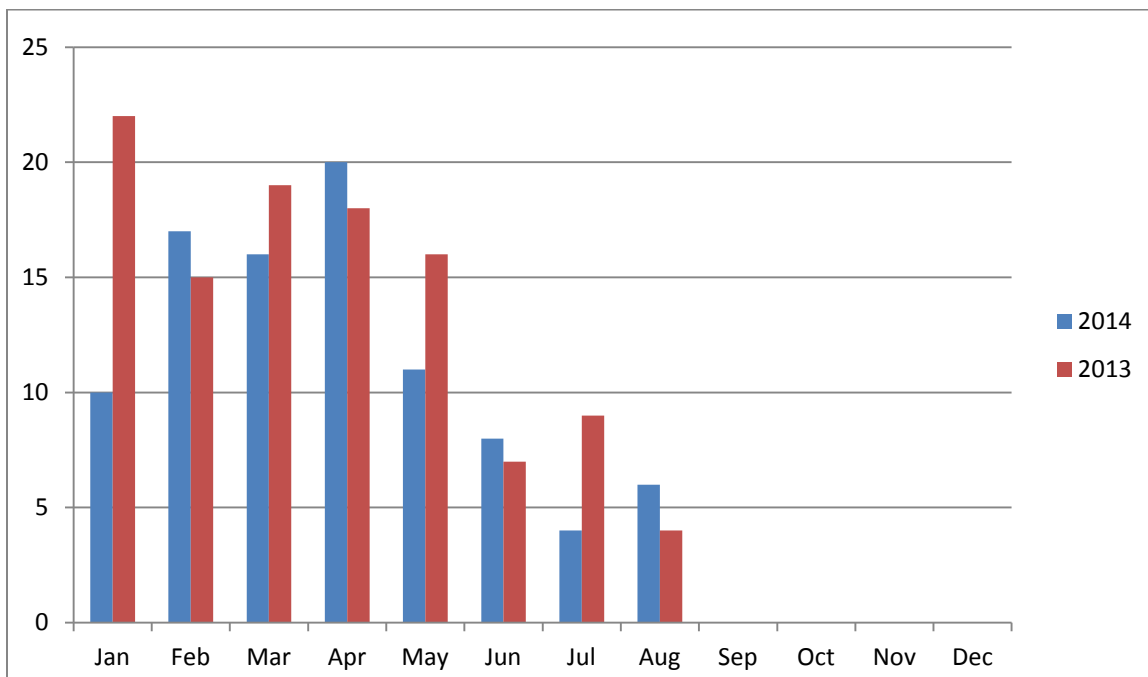
Table 2 - UCR Required in addition to the above.

Theft	53	51	+3
Theft f/Auto	24	29	-17.2
Simple Assault	12	9	+33
Sub-total	89	89	0
Total	102	110	-7.3

NOTE#1: Above are the preliminary reported 2014 Crime Statistics available for all Howard University owned properties and campuses updated through **August 9, 2014**. Since the data is preliminary, after verification and validation some of the initial data may be subject to change. The 2014 Year-to-Date (YTD) crime statistics are 7.3% below the same time period in 2013.

* The Criminal Homicide occurred on public space and involved non-Howard University personnel.

** The two (2) Sex Offenses occurred in 2013, but were reported on January 27, 2014.



January - December

Weekly Crime Synopsis

During this past week **08-03-14 to 08-09-14**, five (5) Misdemeanor Theft cases and one (1) Theft From Auto case were reported to the HUDPS. Furthermore a suspect was arrested on two separate occasions for Unlawful Entry.

The 2014 reported crime incidents are **7.3 % below** the same time period in 2013.

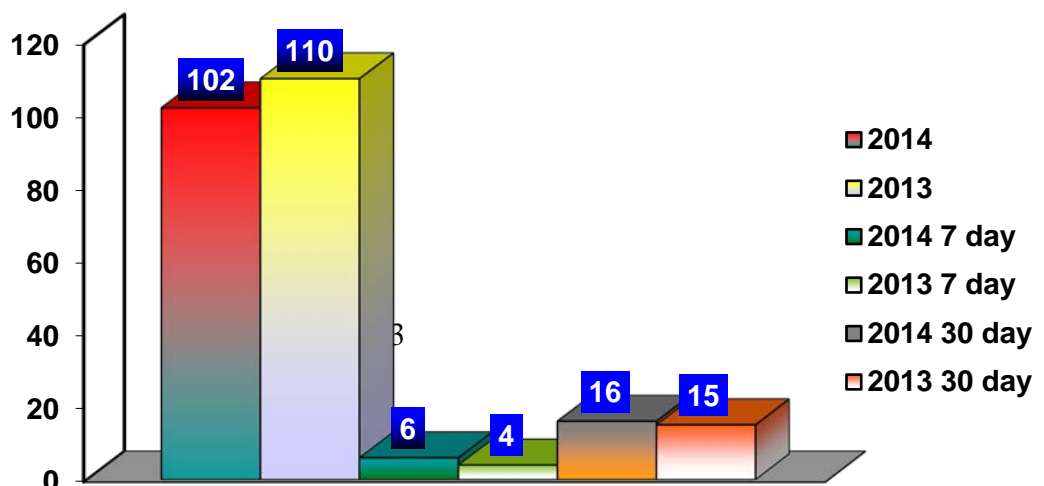
Nature of Crime	Date Reported	Date Occurred	Location	Disposition
Theft From Auto	08-03-14	08-03-14	Howard Center Lot	Handled by HUDPS.
Theft II	08-06-14	08-06-14	Howard Plaza East	Handled by HUDPS.
Theft II	08-07-14	08-07-14	Howard Plaza West	Handled by HUDPS.
Theft II	08-08-14	08-08-14	Douglass Hall	Handled by HUDPS.
Theft II	08-08-14	08-08-14	College Hall South	Handled by HUDPS.
Theft II	08-09-14	08-09-14	Burr Gym	Handled by HUDPS.

Howard University Department of Public Safety Reported Crime Incidents 7day/ 30 day statistics

Table 1 –U.S. Department of Education- Clery Act Required

	2014	2013	08-03-14 to 08-09-14	08-03-13 to 08-09-13	07-09-14 to 08-09-14	07-09-13 to 08-09-13
Criminal Homicide	0	1	0	0	0	0
Sex Offenses	2	2	0	0	0	1
Robbery	3	9	0	0	0	2
Aggravated Assault	1	4	0	0	0	0
Burglary	5	4	0	0	0	0
Motor Vehicle Theft	2	1	0	0	1	0
Arson	0	0	0	0	0	0
Hate Crime	0	0	0	0	0	0
Sub-total	13	21	0	0	1	3

Theft	53	51	4	3	8	10
Theft f/Auto	24	29	2	1	7	0
Simple Assault	12	9	0	0	0	2
Sub-total	89	89	6	4	15	12
Total	102	110	6	4	16	15



Current Strategy

Pro-active High Visibility Patrol.

Crime Trends

- None reported.

Proposed Solution

- HU-DPS Patrol Services Bureau continues to saturate the entire campus using high visibility patrol tactics in an effort to prevent crimes. The Patrol Services Bureau continues to work with the Investigative Section to identify and apprehend the person(s) responsible for crimes committed on or near the university and its allied properties.

Major Event(s) this week

- TBD

Howard University - Department of Public Safety

Weekly Crime Report



DEPARTMENT OF PUBLIC SAFETY
Prevention, Partnership, Professionalism.

Brian Jordan
Chief of Police/Executive Director for
Safety and Security

August 25, 2014

The Weekly Crime Report provides an update on the most current crime data, any outstanding crime trends, and any solutions being implemented to resolve emerging crime issues.

Howard University Department of Public Safety 2014 vs. 2013 Crime Statistics.

Table 1 –U.S. Department of Education- Clery Act Required

	2014	2013	%difference
Criminal Homicide	0	1*	-100
Sex Offenses	2**	2	0
Robbery	4	9	-33.3
Aggravated Assault	1	4	-75
Burglary	5	4	+25
Motor Vehicle Theft	2	1	+50
Arson	0	0	0
Hate Crime	0	0	0
Sub-total	14	21	-38.1

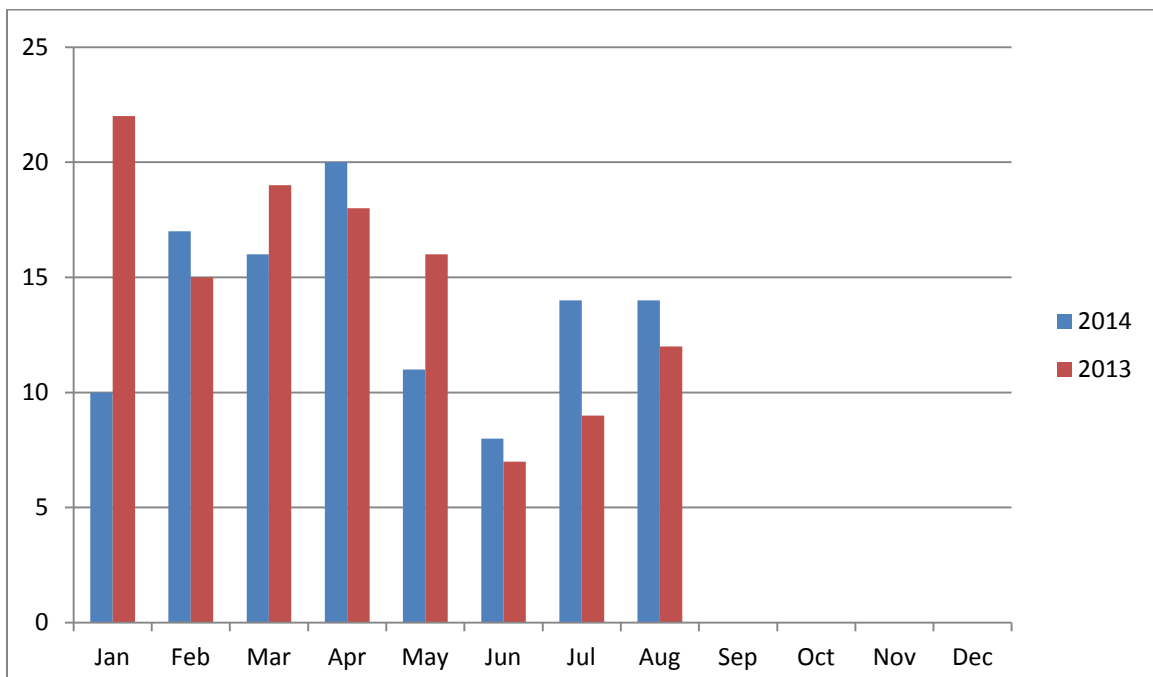
Table 2 - UCR Required in addition to the above.

Theft	54	55	-1.8
Theft f/Auto	29	31	-6.5
Simple Assault	13	11	+18.2
Sub-total	96	97	-1
Total	110	118	-6.8

NOTE#1: Above are the preliminary reported 2014 Crime Statistics available for all Howard University owned properties and campuses updated through **August 23, 2014**. Since the data is preliminary, after verification and validation some of the initial data may be subject to change. The 2014 Year-to-Date (YTD) crime statistics are 6.8% below the same time period in 2013.

* The Criminal Homicide occurred on public space and involved non-Howard University personnel.

** The two (2) Sex Offenses occurred in 2013, but were reported on January 27, 2014.



January - December

Weekly Crime Synopsis

During this past week **08-17-14 to 08-23-14**, one (1) Misdemeanor Theft case , three (3) Theft From Auto cases, and one(1) Robbery Force and Violence were reported to the HUDPS. Furthermore, A suspect was arrested for indecent exposure. The 2014 reported crime incidents are **6.8 % below** the same time period in 2013.

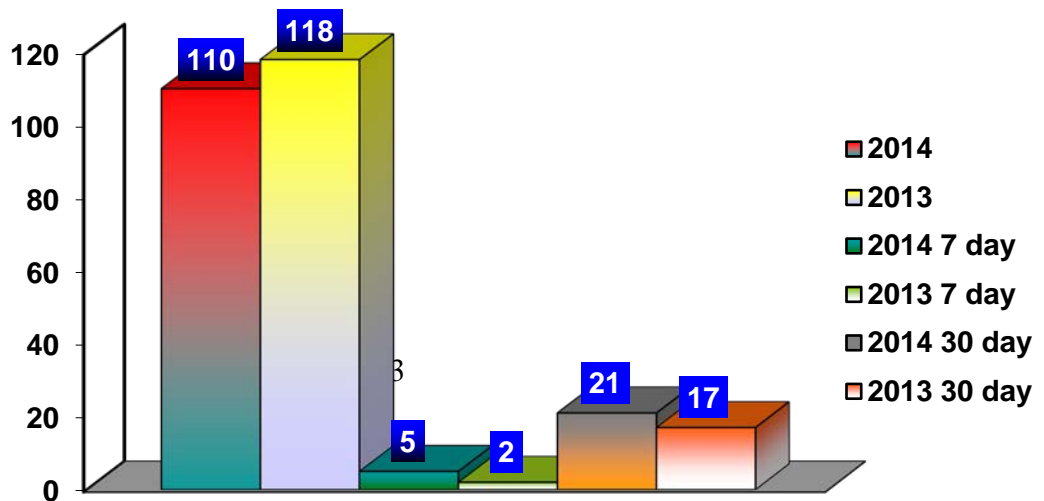
Nature of Crime	Date Reported	Date Occurred	Location	Disposition
Theft II	08-17-14	08-17-14	Mudd Building	Handled by HUDPS.
Theft From Auto	08-19-14	08-19-14	Carver Hall	Handled by HUDPS.
Theft From Auto	08-21-14	08-21-14	Banneker South Lot	Handled by HUDPS.
Theft From Auto	08-21-14	08-21-14	Banneker South Lot	Handled by HUDPS.
Robbery Force & Violence	08-23-14	08-23-14	HUSC Front	MPD responded.
Indecent Exposure	08-23-14	08-23-14	Howard Plaza West	S-1 was arrested.

Howard University Department of Public Safety Reported Crime Incidents 7day/ 30 day statistics

Table 1 –U.S. Department of Education- Clery Act Required

	2014	2013	08-17-14 to 08-23-14	08-17-13 to 08-23-13	07-23-14 to 08-23-14	07-23-13 to 08-23-13
Criminal Homicide	0	1	0	0	0	0
Sex Offenses	2	2	0	0	0	1
Robbery	4	9	1	0	1	2
Aggravated Assault	1	4	0	0	0	0
Burglary	5	4	0	0	0	0
Motor Vehicle Theft	2	1	0	0	0	0
Arson	0	0	0	0	0	0
Hate Crime	0	0	0	0	0	0
Sub-total	114	21	1	0	1	3

Theft	54	55	1	1	9	10
Theft f/Auto	29	31	3	0	10	2
Simple Assault	13	11	0	1	1	2
Sub-total	96	97	4	2	20	14
Total	110	118	5	2	21	17



Current Strategy

Pro-active High Visibility Patrol.

Crime Trends

- None reported.

Proposed Solution

- HU-DPS Patrol Services Bureau continues to saturate the entire campus using high visibility patrol tactics in an effort to prevent crimes. The Patrol Services Bureau continues to work with the Investigative Section to identify and apprehend the person(s) responsible for crimes committed on or near the university and its allied properties.

Major Event(s) this week

- TBD

Howard University - Department of Public Safety

Weekly Crime Report



DEPARTMENT OF PUBLIC SAFETY
Prevention, Partnership, Professionalism.

Brian Jordan
Chief of Police/Executive Director for
Safety and Security

September 2, 2014

The Weekly Crime Report provides an update on the most current crime data, any outstanding crime trends, and any solutions being implemented to resolve emerging crime issues.

Howard University Department of Public Safety 2014 vs. 2013 Crime Statistics.

Table 1 –U.S. Department of Education- Clery Act Required

	2014	2013	%difference
Criminal Homicide	0	1*	-100
Sex Offenses	2**	2	0
Robbery	4	9	-33.3
Aggravated Assault	1	4	-75
Burglary	5	4	+25
Motor Vehicle Theft	2	1	+50
Arson	0	0	0
Hate Crime	0	0	0
Sub-total	14	21	-38.1

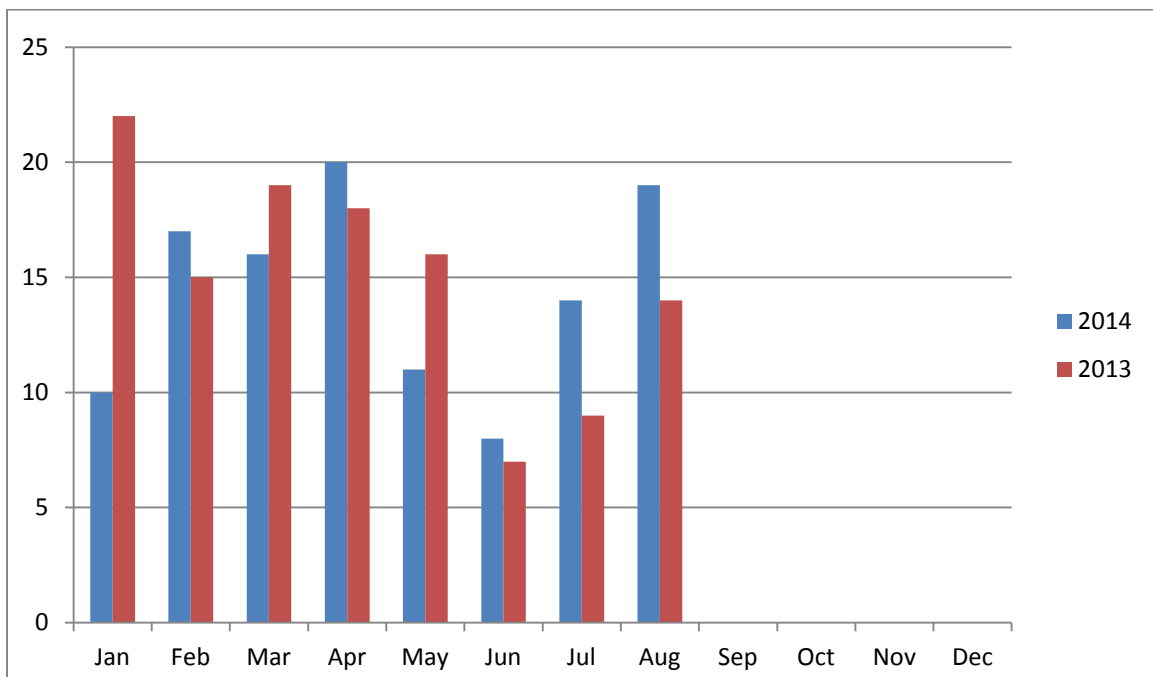
Table 2 - UCR Required in addition to the above.

Theft	58	56	+3.5
Theft f/Auto	30	31	-3.2
Simple Assault	13	12	+ 7.7
Sub-total	101	99	+ 2
Total	115	120	-4.2

NOTE#1: Above are the preliminary reported 2014 Crime Statistics available for all Howard University owned properties and campuses updated through **August 30, 2014**. Since the data is preliminary, after verification and validation some of the initial data may be subject to change. The 2014 Year-to-Date (YTD) crime statistics are 4.2% below the same time period in 2013.

* The Criminal Homicide occurred on public space and involved non-Howard University personnel.

** The two (2) Sex Offenses occurred in 2013, but were reported on January 27, 2014.



January - December

Weekly Crime Synopsis

During this past week **08-24-14 to 08-30-14**, four (4) Misdemeanor Theft cases and one (1) Theft From Auto case were reported to the HUDPS. Furthermore, a suspect was arrested for theft from the bookstore. The 2014 reported crime incidents are **4.2 % below** the same time period in 2013.

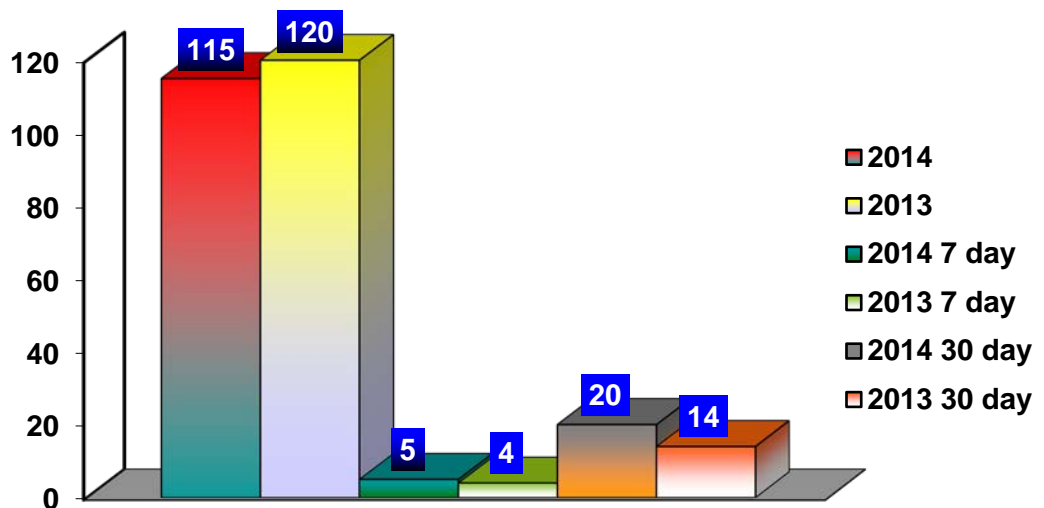
Nature of Crime	Date Reported	Date Occurred	Location	Disposition
Theft II	08-24-14	08-24-14	Howard Plaza East	Handled by HUDPS.
Theft II	08-27-14	08-27-14	Bookstore	S-1 was arrested.
Theft II	08-27-14	08-27-14	Howard Plaza West	MPD took a report.
Theft II	08-27-14	08-27-14	Chemical Engineering	Handled by HUDPS.
Theft From Auto	08-27-14	08-27-14	Greene Stadium Lot	Handled by HUDPS.

Howard University Department of Public Safety Reported Crime Incidents 7day/ 30 day statistics

Table 1 –U.S. Department of Education- Clery Act Required

	2014	2013	08-24-14 to 08-30-14	08-24-13 to 08-30-13	07-30-14 to 08-30-14	07-30-13 to 08-30-13
Criminal Homicide	0	1	0	0	0	0
Sex Offenses	2	2	0	0	0	0
Robbery	4	9	0	2	1	0
Aggravated Assault	1	4	0	0	0	0
Burglary	5	4	0	0	0	0
Motor Vehicle Theft	2	1	0	0	0	0
Arson	0	0	0	0	0	0
Hate Crime	0	0	0	0	0	0
Sub-total	14	21	0	2	1	0

Theft	58	56	4	1	10	8
Theft f/Auto	30	31	1	0	8	2
Simple Assault	13	12	0	1	1	4
Sub-total	101	99	5	2	19	14
Total	115	120	5	4	20	14



Current Strategy

Pro-active High Visibility Patrol.

Crime Trends

- None reported.

Proposed Solution

- HU-DPS Patrol Services Bureau continues to saturate the entire campus using high visibility patrol tactics in an effort to prevent crimes. The Patrol Services Bureau continues to work with the Investigative Section to identify and apprehend the person(s) responsible for crimes committed on or near the university and its allied properties.

Major Event(s) this week

- TBD

Howard University - Department of Public Safety

Weekly Crime Report



DEPARTMENT OF PUBLIC SAFETY
Prevention, Partnership, Professionalism.

Brian Jordan
Chief of Police/Executive Director for
Safety and Security

September 8, 2014

The Weekly Crime Report provides an update on the most current crime data, any outstanding crime trends, and any solutions being implemented to resolve emerging crime issues.

Howard University Department of Public Safety 2014 vs. 2013 Crime Statistics.

Table 1 –U.S. Department of Education- Clery Act Required

	2014	2013	%difference
Criminal Homicide	0	1*	-100
Sex Offenses	2**	2	0
Robbery	6	9	33.3
Aggravated Assault	1	4	-75
Burglary	5	4	+25
Motor Vehicle Theft	2	1	+50
Arson	0	0	0
Hate Crime	0	0	0
Sub-total	16	21	

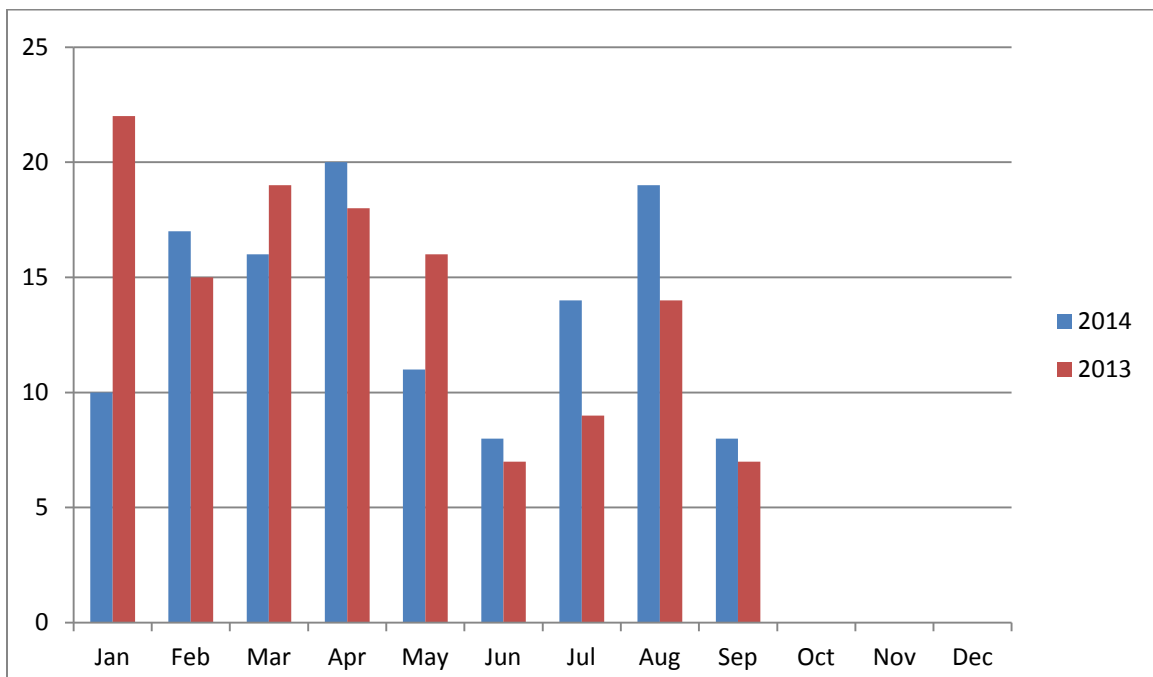
Table 2 - UCR Required in addition to the above.

Theft	61	63	-3.2
Theft f/Auto	32	31	+3.1
Simple Assault	14	12	+14.3
Sub-total	107	106	+ .9
Total	123	127	-3.2

NOTE#1: Above are the preliminary reported 2014 Crime Statistics available for all Howard University owned properties and campuses updated through **September 6, 2014**. Since the data is preliminary, after verification and validation some of the initial data may be subject to change. The 2014 Year-to-Date (YTD) crime statistics are 3.2% below the same time period in 2013.

* The Criminal Homicide occurred on public space and involved non-Howard University personnel.

** The two (2) Sex Offenses occurred in 2013, but were reported on January 27, 2014.



January - December

Weekly Crime Synopsis

During this past week **08-31-14 to 09-06-14**, two (2) Misdemeanor Theft cases, one (1) Theft I case, two(2) Theft From Auto cases, one(1) Attempt Robbery case, one(1) Simple Assault case, and one(1) Robbery Fear were reported to the HUDPS. Furthermore, two(2) students were arrested for Simple Assault. The 2014 reported crime incidents are **3.2% below** the same time period in 2013.

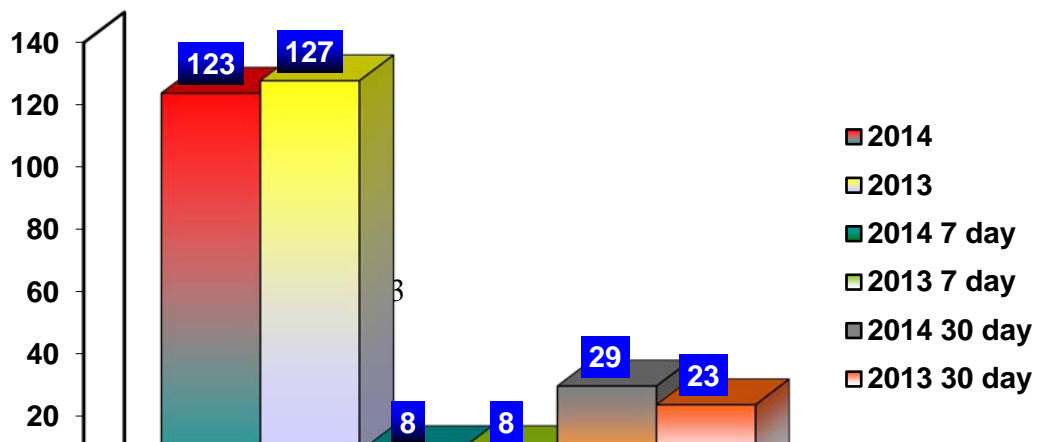
Nature of Crime	Date Reported	Date Occurred	Location	Disposition
Theft II	08-31-14	08-31-14	West Campus	Handled by HUDPS.
Robbery Fear	09-01-14	09-01-14	Sherman & Gresham	Handled by HUDPS.
Attempt Robbery	09-03-14	09-03-14	500 Block Bryant St.	MPD responded.
Theft From Auto	09-03-14	09-03-14	A-1 Garage	Handled by HUDPS.
Theft I	09-04-14	09-04-14	Howard Plaza East	Handled by HUDPS.
Theft From Auto	09-06-14	09-06-14	HUH Doctor's Lot	Handled by HUDPS.
Theft II	09-06-14	09-06-14	Howard Plaza East	Handled by HUDPS.
Simple Assault	09-06-14	09-06-14	Bethune Annex	S-1 and S-2 arrested.

Howard University Department of Public Safety Reported Crime Incidents 7day/ 30 day statistics

Table 1 –U.S. Department of Education- Clery Act Required

	2014	2013	08-31-14 to 09-06-14	08-31-13 to 09-06-13	08-06-14 to 09-06-14	08-06-13 to 09-06-13
Criminal Homicide	0	1	0	0	0	0
Sex Offenses	2	2	0	0	0	0
Robbery	6	9	2	0	4	2
Aggravated Assault	1	4	0	0	0	0
Burglary	5	4	0	0	2	0
Motor Vehicle Theft	2	1	0	0	0	0
Arson	0	0	0	0	0	0
Hate Crime	0	0	0	0	0	0
Sub-total	16	21	2	0	6	2

Theft	61	63	3	7	13	15
Theft f/Auto	32	31	2	1	8	4
Simple Assault	14	12	1	0	2	2
Sub-total	107	106	6	8	23	21
Total	123	127	8	8	29	23



Current Strategy

Pro-active High Visibility Patrol.

Crime Trends

- None reported.

Proposed Solution

- HU-DPS Patrol Services Bureau continues to saturate the entire campus using high visibility patrol tactics in an effort to prevent crimes. The Patrol Services Bureau continues to work with the Investigative Section to identify and apprehend the person(s) responsible for crimes committed on or near the university and its allied properties.

Major Event(s) this week

- TBD

Howard University - Department of Public Safety

Weekly Crime Report



DEPARTMENT OF PUBLIC SAFETY
Prevention, Partnership, Professionalism.

Brian Jordan
Chief of Police/Executive Director for
Safety and Security

September 15, 2014

The Weekly Crime Report provides an update on the most current crime data, any outstanding crime trends, and any solutions being implemented to resolve emerging crime issues.

Howard University Department of Public Safety 2014 vs. 2013 Crime Statistics.

Table 1 –U.S. Department of Education- Clery Act Required

	2014	2013	%difference
Criminal Homicide	0	1*	-100
Sex Offenses	2**	3	0
Robbery	7	9	22.2
Aggravated Assault	1	4	-75
Burglary	5	4	+25
Motor Vehicle Theft	2	1	+50
Arson	0	0	0
Hate Crime	0	0	0
Sub-total	17	22	

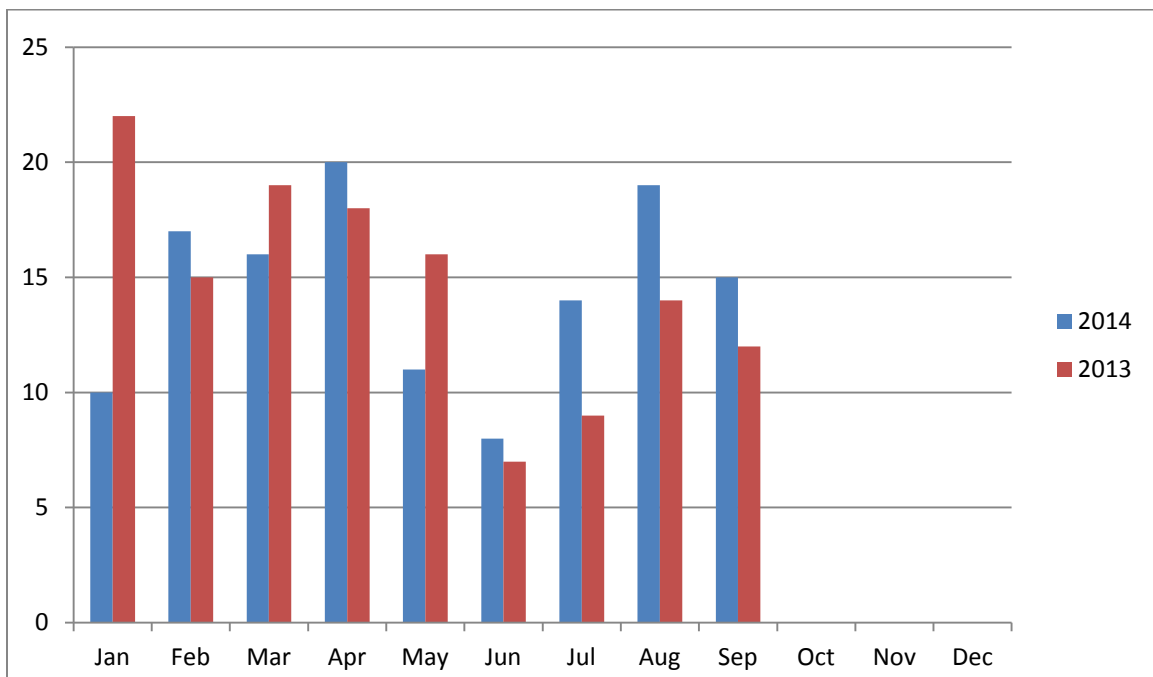
Table 2 - UCR Required in addition to the above.

Theft	66	65	1.5
Theft f/Auto	33	33	0
Simple Assault	14	12	+14.3
Sub-total	113	110	2.7
Total	130	132	1.5

NOTE#1: Above are the preliminary reported 2014 Crime Statistics available for all Howard University owned properties and campuses updated through **September 13, 2014**. Since the data is preliminary, after verification and validation some of the initial data may be subject to change. The 2014 Year-to-Date (YTD) crime statistics are 1.5% below the same time period in 2013.

* The Criminal Homicide occurred on public space and involved non-Howard University personnel.

** The two (2) Sex Offenses occurred in 2013, but were reported on January 27, 2014.



January - December

Weekly Crime Synopsis

During this past week **09-07-14 to 09-13-14**, four (4) Misdemeanor Theft cases, one (1) Theft I case, one (1) Theft From Auto case, and one(1) Armed Robbery case were reported to the HUDPS. The 2014 reported crime incidents are **1.5% below** the same time period in 2013.

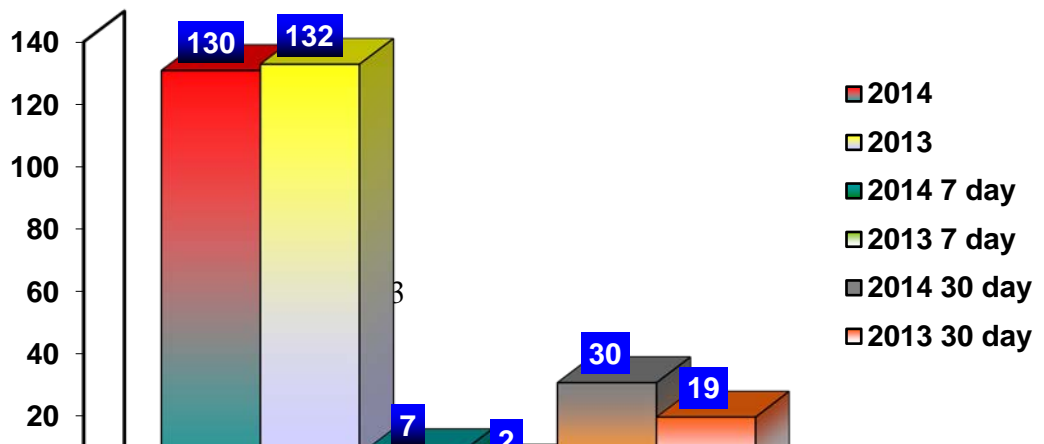
Nature of Crime	Date Reported	Date Occurred	Location	Disposition
Armed Robbery	09-07-14	09-07-14	Stokes Library	MPD responded.
Theft II	09-08-14	09-08-14	Bethune Annex	Handled by HUDPS.
Theft II	09-08-14	09-08-14	Dental School	Handled by HUDPS.
Theft II	09-09--14	09-09-14	CB Powell	Handled by HUDPS.
Theft From Auto	09-10-14	09-10-14	2500 block Georgia Ave.	Handled by HUDPS.
Theft II	09-11-14	09-11-14	C B Powell	Handled by HUDPS.
Theft I	09-12-14	09-12-14	Biology Building	Handled by HUDPS.

Howard University Department of Public Safety Reported Crime Incidents 7day/ 30 day statistics

Table 1 –U.S. Department of Education- Clery Act Required

	2014	2013	09-07-14 to 09-13-14	09-07-13 to 09-13-13	08-13-14 to 09-13-14	08-13-13 to 09-13-13
Criminal Homicide	0	1	0	0	0	0
Sex Offenses	2	3	0	0	0	0
Robbery	7	9	1	0	4	2
Aggravated Assault	1	4	0	0	0	0
Burglary	5	4	0	0	2	0
Motor Vehicle Theft	2	1	0	0	0	0
Arson	0	0	0	0	0	0
Hate Crime	0	0	0	0	0	0
Sub-total	17	22	1	0	6	2

Theft	66	65	5	1	14	10
Theft f/Auto	33	33	1	1	8	5
Simple Assault	14	12	0	0	2	2
Sub-total	113	110	6	2	24	17
Total	130	132	7	2	30	19



Current Strategy

Pro-active High Visibility Patrol.

Crime Trends

- None reported.

Proposed Solution

- HU-DPS Patrol Services Bureau continues to saturate the entire campus using high visibility patrol tactics in an effort to prevent crimes. The Patrol Services Bureau continues to work with the Investigative Section to identify and apprehend the person(s) responsible for crimes committed on or near the university and its allied properties.

Major Event(s) this week

- TBD

Howard University - Department of Public Safety

Weekly Crime Report



DEPARTMENT OF PUBLIC SAFETY
Prevention, Partnership, Professionalism.

Brian Jordan
Chief of Police/Executive Director for
Safety and Security

September 29, 2014

The Weekly Crime Report provides an update on the most current crime data, any outstanding crime trends, and any solutions being implemented to resolve emerging crime issues.

Howard University Department of Public Safety 2014 vs. 2013 Crime Statistics.

Table 1 –U.S. Department of Education- Clery Act Required

	2014	2013	%difference
Criminal Homicide	0	1*	-100
Sex Offenses	3**	2	+33.3
Robbery	7	9	-22.2
Aggravated Assault	1	4	-75
Burglary	5	4	+20
Motor Vehicle Theft	2	1	+50
Arson	0	0	0
Hate Crime	0	0	0
Sub-total	18	21	-14.3

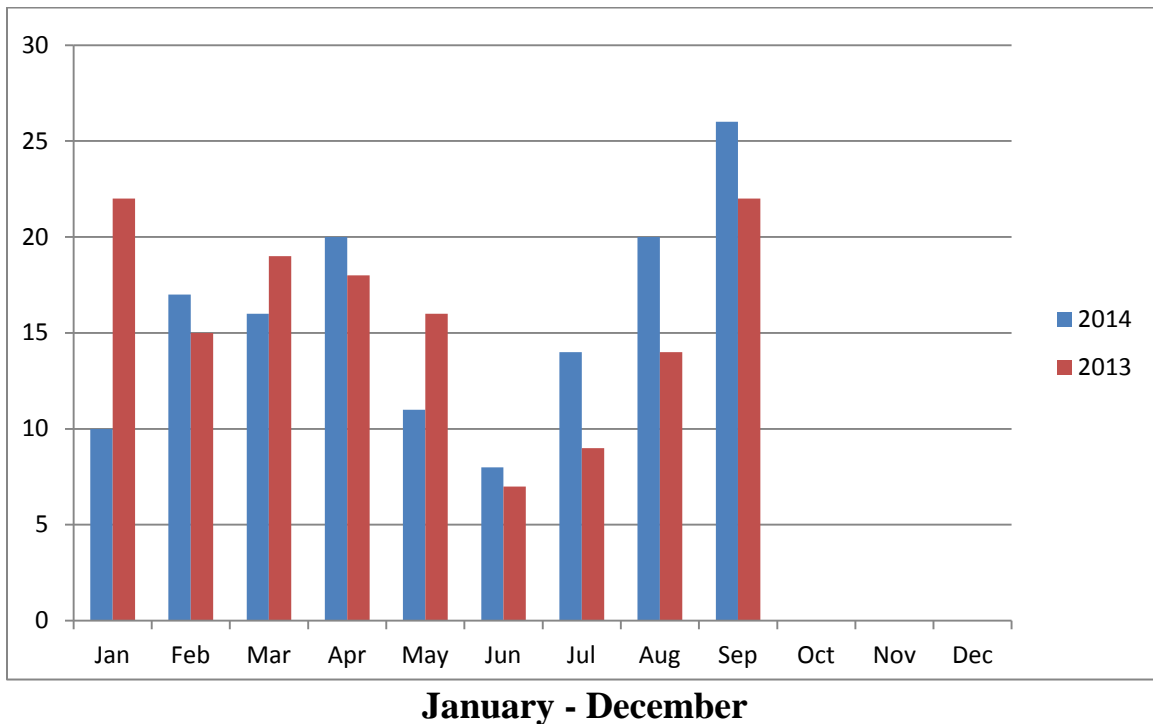
Table 2 - UCR Required in addition to the above.

Theft	73	74	-1.4
Theft f/Auto	37	34	+8.1
Simple Assault	14	13	+7.2
Sub-total	124	121	+2.4
Total	142	142	0

NOTE#1: Above are the preliminary reported 2014 Crime Statistics available for all Howard University owned properties and campuses updated through **September 27, 2014**. Since the data is preliminary, after verification and validation some of the initial data may be subject to change. The 2014 Year-to-Date (YTD) crime statistics are the same as the same time period in 2013.

* The Criminal Homicide occurred on public space and involved non-Howard University personnel.

** The two (2) Sex Offenses occurred in 2013, but were reported on January 27, 2014.



Weekly Crime Synopsis

During this past week **09-21-14 to 09-27-14**, two (2) Misdemeanor Theft cases, one (1) Theft I case, two(2) Theft From Auto cases, and one(1) sexual assault case were reported to the HUDPS. The 2014 reported crime incidents are the same as during the same time period in 2013.

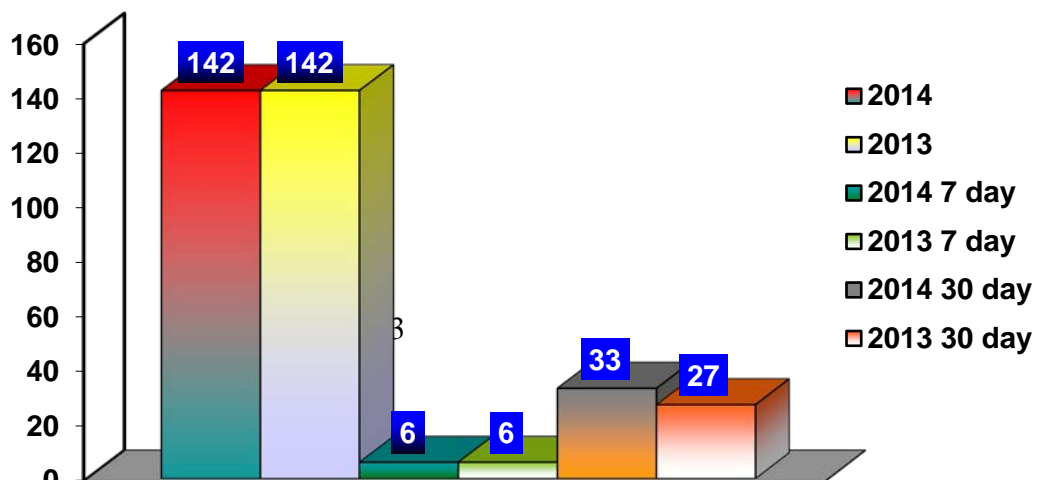
Nature of Crime	Date Reported	Date Occurred	Location	Disposition
Theft From Auto	09-22-14	09-22-14	500 Block Gresham Pl.	MPD responded.
Theft II	09-22-14	09-22-14	Biology Building	Handled by HUDPS.
Theft From Auto	09-23-14	09-23-14	Banneker South Lot	Handled by HUDPS.
Theft I	09-24-14	09-24-14	Howard Plaza West	Handled by HUDPS.
Theft II	09-24-14	09-24-14	Blackburn Center	Handled by HUDPS.
Sexual Assault	09-26-14	09-21-14	On Campus	MPD responded.

Howard University Department of Public Safety Reported Crime Incidents 7day/ 30 day statistics

Table 1 –U.S. Department of Education- Clery Act Required

	2014	2013	09-21-14 to 09-27-14	09-14-13 to 09-20-13	08-20-14 to 09-20-14	08-20-13 to 09-20-13
Criminal Homicide	0	1	0	0	0	0
Sex Offenses	3	2	1	0	1	0
Robbery	7	9	0	0	3	2
Aggravated Assault	1	4	0	0	0	0
Burglary	5	4	0	0	1	0
Motor Vehicle Theft	2	1	0	0	0	0
Arson	0	0	0	0	0	0
Hate Crime	0	0	0	0	0	0
Sub-total	18	21	1	0	5	2

Theft	73	74	3	5	19	18
Theft f/Auto	37	34	2	1	8	6
Simple Assault	14	13	0	0	1	1
Sub-total	124	121	5	6	28	25
Total	142	142	6	6	33	27



Current Strategy

Pro-active High Visibility Patrol.

Crime Trends

- None reported.

Proposed Solution

- HU-DPS Patrol Services Bureau continues to saturate the entire campus using high visibility patrol tactics in an effort to prevent crimes. The Patrol Services Bureau continues to work with the Investigative Section to identify and apprehend the person(s) responsible for crimes committed on or near the university and its allied properties.

Major Event(s) this week

- TBD

Howard University - Department of Public Safety

Weekly Crime Report



DEPARTMENT OF PUBLIC SAFETY
Prevention, Partnership, Professionalism.

Brian Jordan
Chief of Police/Executive Director for
Safety and Security

October 6, 2014

The Weekly Crime Report provides an update on the most current crime data, any outstanding crime trends, and any solutions being implemented to resolve emerging crime issues.

Howard University Department of Public Safety 2014 vs. 2013 Crime Statistics.

Table 1 –U.S. Department of Education- Clery Act Required

	2014	2013	%difference
Criminal Homicide	0	1*	-100
Sex Offenses	3**	2	+33.3
Robbery	8	9	-11.1
Aggravated Assault	1	4	-75
Burglary	5	4	+20
Motor Vehicle Theft	2	1	+50
Arson	0	0	0
Hate Crime	0	0	0
Sub-total	19	21	-9.5

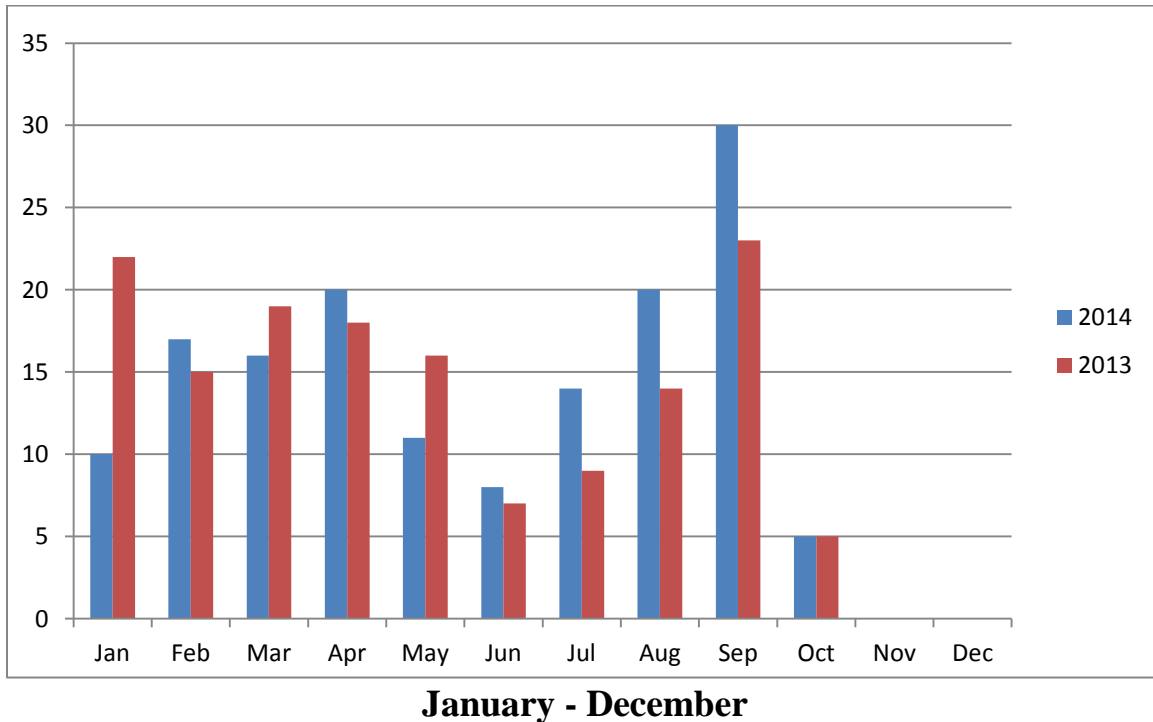
Table 2 - UCR Required in addition to the above.

Theft	77	78	-1.3
Theft f/Auto	40	36	+10
Simple Assault	15	13	+13.3
Sub-total	132	127	+3.8
Total	151	148	+2

NOTE#1: Above are the preliminary reported 2014 Crime Statistics available for all Howard University owned properties and campuses updated through **October 4, 2014**. Since the data is preliminary, after verification and validation some of the initial data may be subject to change. The 2014 Year-to-Date (YTD) crime statistics are 2% above the same time period in 2013.

* The Criminal Homicide occurred on public space and involved non-Howard University personnel.

** The two (2) Sex Offenses occurred in 2013, but were reported on January 27, 2014.



Weekly Crime Synopsis

During this past week **09-28-14 to 10-04-14**, two (2) Misdemeanor Theft cases, two(2) Theft I cases, three(3) Theft From Auto cases, one(1) simple assault case, and one(1) Robbery snatch were reported to the HUDPS. The 2014 reported crime incidents are **2%** above the same time period in 2013.

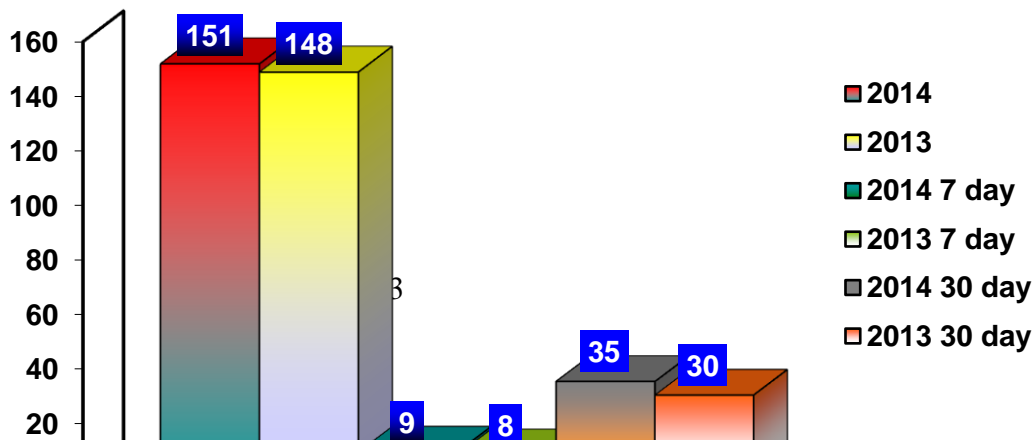
Nature of Crime	Date Reported	Date Occurred	Location	Disposition
Theft II	09-29-14	09-29-14	Fine Arts	Handled by HUDPS.
Theft I	09-29-14	09-29-14	Fine Arts	Handled by HUDPS.
Theft From Auto	09-30-14	09-30-14	Childers Lot	Handled by HUDPS.
Theft I	09-30-14	09-30-14	Blackburn Center	Handled by HUDPS.
Theft II	10-01-14	10-01-14	Howard Plaza East	Handled by HUDPS.
Robbery Snatch	10-02-14	10-02-14	Chemistry Building front	MPD responded.
Theft From Auto	10-02-14	10-02-14	Upper Georgia Lot	Handled by HUDPS.
Theft From Auto	10-03-14	10-03-14	6 th & Girard	MPD responded.
Simple Assault	10-03-14	10-03-14	College South Hall	Handled by HUDPS.

Howard University Department of Public Safety Reported Crime Incidents 7day/ 30 day statistics

Table 1 –U.S. Department of Education- Clery Act Required

	2014	2013	09-28-14 to 10-04-14	09-28-13 to 10-04-13	09-04-14 to 10-04-14	09-04-13 to 10-04-13
Criminal Homicide	0	1	0	0	0	0
Sex Offenses	3	2	0	0	1	0
Robbery	8	9	1	1	2	1
Aggravated Assault	1	4	0	0	0	0
Burglary	5	4	0	0	1	0
Motor Vehicle Theft	2	1	0	0	0	0
Arson	0	0	0	0	0	0
Hate Crime	0	0	0	0	0	0
Sub-total	19	21	1	1	4	1

Theft	77	78	4	4	20	18
Theft f/Auto	40	36	3	3	9	9
Simple Assault	15	13	1	0	2	2
Sub-total	132	127	8	7	31	29
Total	151	148	9	8	35	30



Current Strategy

Pro-active High Visibility Patrol.

Crime Trends

- None reported.

Proposed Solution

- HU-DPS Patrol Services Bureau continues to saturate the entire campus using high visibility patrol tactics in an effort to prevent crimes. The Patrol Services Bureau continues to work with the Investigative Section to identify and apprehend the person(s) responsible for crimes committed on or near the university and its allied properties.

Major Event(s) this week

- TBD

Howard University - Department of Public Safety

Weekly Crime Report



DEPARTMENT OF PUBLIC SAFETY
Prevention, Partnership, Professionalism.

Brian Jordan
Chief of Police/Executive Director for
Safety and Security

October 13, 2014

The Weekly Crime Report provides an update on the most current crime data, any outstanding crime trends, and any solutions being implemented to resolve emerging crime issues.

Howard University Department of Public Safety 2014 vs. 2013 Crime Statistics.

Table 1 –U.S. Department of Education- Clery Act Required

	2014	2013	%difference
Criminal Homicide	0	1*	-100
Sex Offenses	3**	2	+33.3
Robbery	8	9	-11.1
Aggravated Assault	1	4	-75
Burglary	5	4	+20
Motor Vehicle Theft	2	1	+50
Arson	0	0	0
Hate Crime	0	0	0
Sub-total	19	21	-9.5

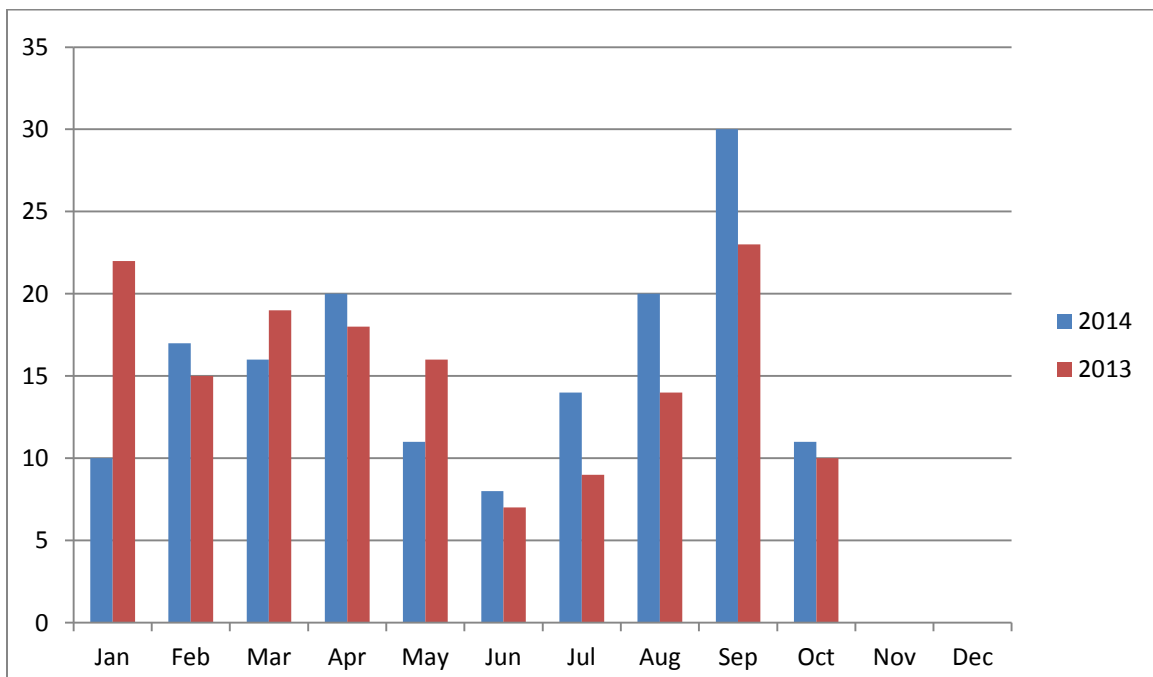
Table 2 - UCR Required in addition to the above.

Theft	80	80	0
Theft f/Auto	43	39	+9.3
Simple Assault	15	13	+13.3
Sub-total	138	132	+4.3
Total	157	153	+2.6

NOTE#1: Above are the preliminary reported 2014 Crime Statistics available for all Howard University owned properties and campuses updated through **October 11, 2014**. Since the data is preliminary, after verification and validation some of the initial data may be subject to change. The 2014 Year-to-Date (YTD) crime statistics are 2.6% above the same time period in 2013.

* The Criminal Homicide occurred on public space and involved non-Howard University personnel.

** The two (2) Sex Offenses occurred in 2013, but were reported on January 27, 2014.



January - December

Weekly Crime Synopsis

During this past week **10-05-14 to 10-11-14**, three (3) Misdemeanor Theft cases, and three(3) Theft From Auto cases, were reported to the HUDPS. Furthermore, a suspect was arrested for possession of drugs (opium). The 2014 reported crime incidents are **2.6%** above the same time period in 2013.

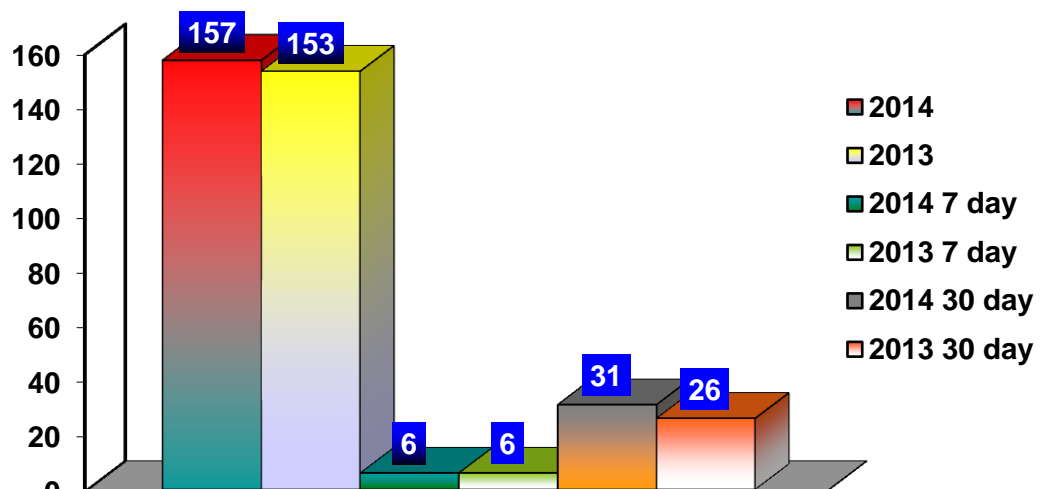
Nature of Crime	Date Reported	Date Occurred	Location	Disposition
Theft From Auto	10-05-14	10-05-14	Howard Plaza East Lot	Handled by HUDPS.
Theft II	10-07-14	10-07-14	Drew Hall	Handled by HUDPS.
Theft II	10-08-14	10-08-14	Wonder Plaza	Handled by HUDPS.
Theft II	10-09-14	10-09-14	Slowe Hall	Handled by HUDPS.
Possession of Drugs	10-10-14	10-10-14	Starbucks	MPD made arrest
Theft From Auto	10-11-14	10-11-14	Childers Lot	Handled by HUDPS.
Theft From Auto	10-11-14	10-11-14	6 th & Fairmont St.	Handled by HUDPS.

Howard University Department of Public Safety Reported Crime Incidents 7day/ 30 day statistics

Table 1 –U.S. Department of Education- Clery Act Required

	2014	2013	10-05-14 to 10-11-14	10-05-13 to 10-11-13	09-11-14 to 10-11-14	09-11-13 to 10-11-13
Criminal Homicide	0	1	0	0	0	0
Sex Offenses	3	2	0	0	1	0
Robbery	8	9	0	1	1	2
Aggravated Assault	1	4	0	0	0	0
Burglary	5	4	0	0	0	0
Motor Vehicle Theft	2	1	0	0	0	0
Arson	0	0	0	0	0	0
Hate Crime	0	0	0	0	0	0
Sub-total	19	21	0	1	2	2

Theft	80	80	3	2	18	16
Theft f/Auto	43	39	3	3	10	7
Simple Assault	15	13	0	0	1	1
Sub-total	138	132	6	5	29	24
Total	157	153	6	6	31	26



Current Strategy

Pro-active High Visibility Patrol.

Crime Trends

- None reported.

Proposed Solution

- HU-DPS Patrol Services Bureau continues to saturate the entire campus using high visibility patrol tactics in an effort to prevent crimes. The Patrol Services Bureau continues to work with the Investigative Section to identify and apprehend the person(s) responsible for crimes committed on or near the university and its allied properties.

Major Event(s) this week

- TBD

Howard University - Department of Public Safety

Weekly Crime Report



DEPARTMENT OF PUBLIC SAFETY
Prevention, Partnership, Professionalism.

Brian Jordan
Chief of Police/Executive Director for
Safety and Security

October 20, 2014

The Weekly Crime Report provides an update on the most current crime data, any outstanding crime trends, and any solutions being implemented to resolve emerging crime issues.

Howard University Department of Public Safety 2014 vs. 2013 Crime Statistics.

Table 1 –U.S. Department of Education- Clery Act Required

	2014	2013	%difference
Criminal Homicide	0	1*	-100
Sex Offenses	4**	2	+50
Robbery	8	9	-11.1
Aggravated Assault	2	4	-50
Burglary	6	4	+33.3
Motor Vehicle Theft	2	1	+50
Arson	0	0	0
Hate Crime	0	0	0
Sub-total	22	21	+4.6

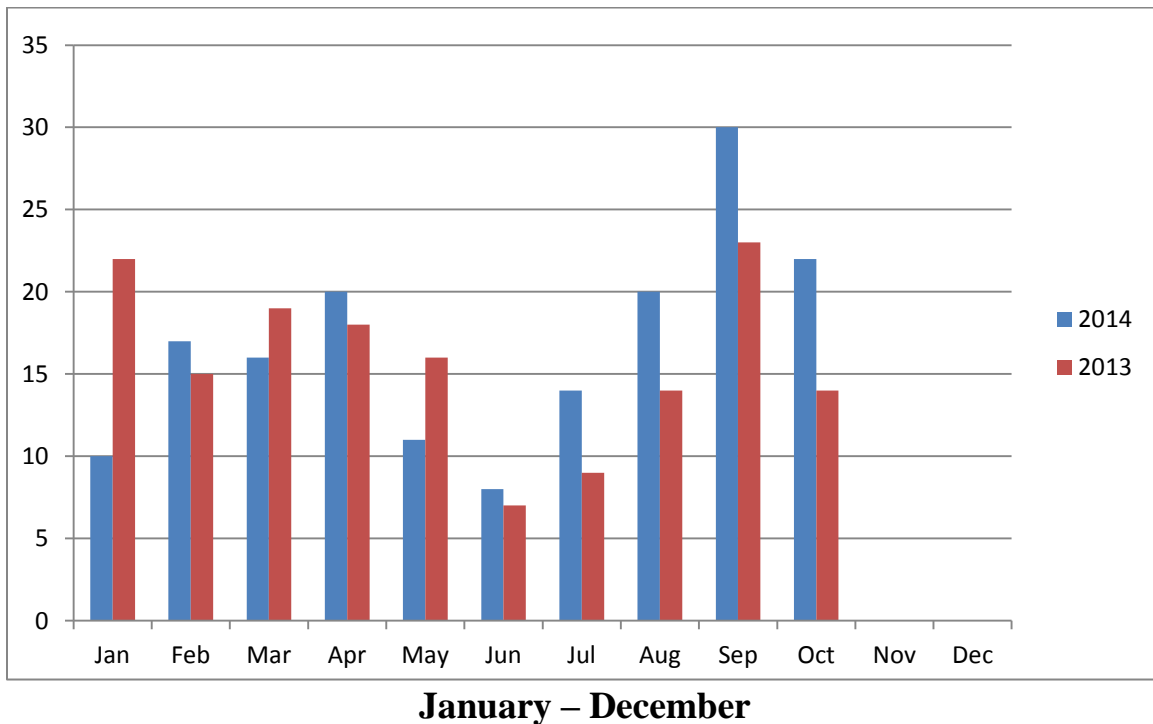
Table 2 - UCR Required in addition to the above.

Theft	85	82	+3.5
Theft f/Auto	45	41	+8.9
Simple Assault	16	13	+18.8
Sub-total	146	136	+6.9
Total	168	157	+6.6

NOTE#1: Above are the preliminary reported 2014 Crime Statistics available for all Howard University owned properties and campuses updated through **October 18, 2014**. Since the data is preliminary, after verification and validation some of the initial data may be subject to change. The 2014 Year-to-Date (YTD) crime statistics are 6.6 % above the same time period in 2013.

* The Criminal Homicide occurred on public space and involved non-Howard University personnel.

** The two (2) Sex Offenses occurred in 2013, but were reported on January 27, 2014.



Weekly Crime Synopsis

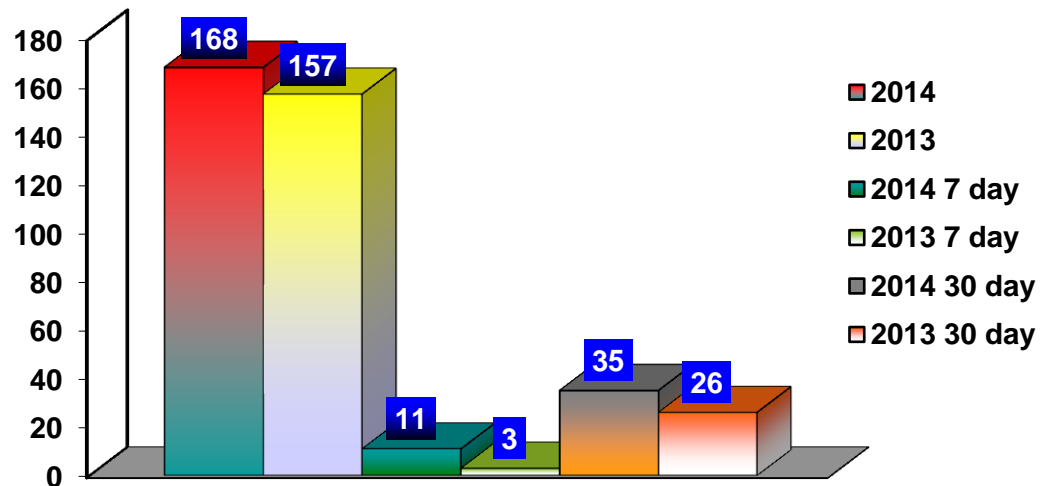
During this past week **10-12-14 to 10-18-14**, five (5) Misdemeanor Theft cases, and two(2) Theft From Auto cases, one(1) Burglary II case, one(1) Simple Assault case, one(1) Aggravated Assault case, and one(1) Sexual Assault case were reported to the HUDPS. The 2014 reported crime incidents are **6.6%** above the same time period in 2013.

Nature of Crime	Date Reported	Date Occurred	Location	Disposition
Theft II	10-13-14	10-13-14	Burr Gym	Handled by HUDPS.
Theft II	10-13-14	10-13-14	Drew Hall	Handled by HUDPS.
Burglary II	10-14-14	10-14-14	College Hall North	Handled by HUDPS.
Theft II	10-14-14	10-14-14	Mudd building	Handled by HUDPS.
Sexual Assault	10-14-14	10-15-14	On Campus	MPD responded.
Theft From Auto	10-15-14	10-15-14	Banneker South Lot	MPD responded.
Theft II	10-16-14	10-16-14	Stokes Library	Handled by HUDPS.
Theft II	10-17-14	10-17-14	Douglass Hall	Handled by HUDPS.
Theft From Auto	10-17-14	10-17-14	Banneker North Lot	Handled by HUDPS.
Aggravated Assault	10-18-14	10-18-14	Howard Plaza Towers	Handled by HUDPS.
Simple Assault /Domestic	10-18-14	10-18-14	Truth Hall	Handled by HUDPS.

Howard University Department of Public Safety Reported Crime Incidents 7day/ 30 day statistics

Table 1 –U.S. Department of Education- Clery Act Required

	2014	2013	10-12-14 to 10-18-14	10-12-13 to 10-18-13	09-18-14 to 10-18-14	09-18-13 to 10-18-13
Criminal Homicide	0	1	0	0	0	0
Sex Offenses	4	2	1	0	2	0
Robbery	8	9	0	0	1	2
Aggravated Assault	2	4	1	0	1	1
Burglary	6	4	1	0	2	0
Motor Vehicle Theft	2	1	0	0	0	0
Arson	0	0	0	0	0	0
Hate Crime	0	0	0	0	0	0
Sub-total	22	21	3	0	6	3
Theft	85	82	5	2	17	15
Theft f/Auto	45	41	2	1	10	7
Simple Assault	16	13	1	0	2	1
Sub-total	146	136	8	3	29	23
Total	168	157	11	3	35	26



Current Strategy

Pro-active High Visibility Patrol.

Crime Trends

- None reported.

Proposed Solution

- HU-DPS Patrol Services Bureau continues to saturate the entire campus using high visibility patrol tactics in an effort to prevent crimes. The Patrol Services Bureau continues to work with the Investigative Section to identify and apprehend the person(s) responsible for crimes committed on or near the university and its allied properties.

Major Event(s) this week

- TBD

Howard University - Department of Public Safety

Weekly Crime Report



DEPARTMENT OF PUBLIC SAFETY
Prevention, Partnership, Professionalism.

Brian Jordan
Chief of Police/Executive Director for
Safety and Security

October 27, 2014

The Weekly Crime Report provides an update on the most current crime data, any outstanding crime trends, and any solutions being implemented to resolve emerging crime issues.

Howard University Department of Public Safety 2014 vs. 2013 Crime Statistics.

Table 1 –U.S. Department of Education- Clery Act Required

	2014	2013	%difference
Criminal Homicide	0	1*	-100
Sex Offenses	5**	2	+
Robbery	9	10	-10
Aggravated Assault	2	4	-50
Burglary	7	4	+42.9
Motor Vehicle Theft	2	1	+50
Arson	0	0	0
Hate Crime	0	0	0
Sub-total	25	22	+12

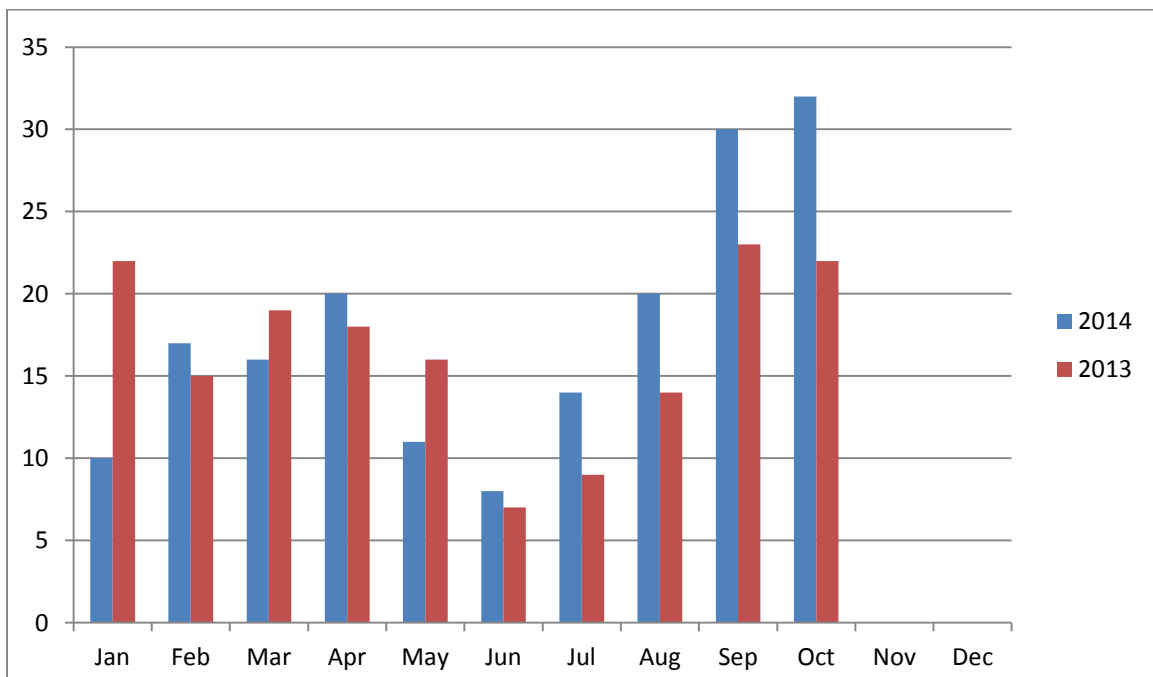
Table 2 - UCR Required in addition to the above.

Theft	88	84	+4.6
Theft f/Auto	49	46	+6.1
Simple Assault	16	13	+18.8
Sub-total	153	143	+6.5
Total	178	165	+7.3

NOTE#1: Above are the preliminary reported 2014 Crime Statistics available for all Howard University owned properties and campuses updated through **October 25, 2014**. Since the data is preliminary, after verification and validation some of the initial data may be subject to change. The 2014 Year-to-Date (YTD) crime statistics are 7.3% above the same time period in 2013.

* The Criminal Homicide occurred on public space and involved non-Howard University personnel.

** The two (2) Sex Offenses occurred in 2013, but were reported on January 27, 2014.



January – December

Weekly Crime Synopsis

During this past week **10-19-14 to 10-25-14**, three (3) Misdemeanor Theft cases, four(4) Theft From Auto cases, one(1) Burglary II case, Assault case, one(1) attempt Robbery case, and one(1) Sexual Assault case were reported to the HUDPS. The 2014 reported crime incidents are **7.3%** above the same time period in 2013.

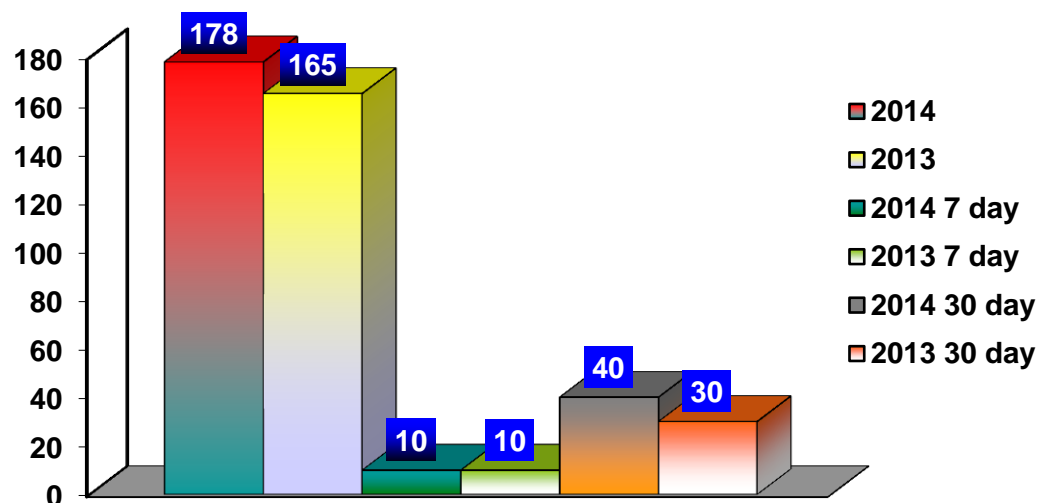
Nature of Crime	Date Reported	Date Occurred	Location	Disposition
Theft From Auto	10-20-14	10-20-14	Childers Lot	Handled by HUDPS.
Sexual Assault	10-20-14	10-07-14	6 th & W St.	MPD responded.
Theft From Auto	10-21-14	10-21-14	500 Block Gresham Pl	Handled by HUDPS.
Attempt Robbery	10-23-14	10-23-14	200 Block Elm St.	MPD responded.
Theft From Auto	10-23-14	10-23-14	South Banneker Lot	Handled by HUDPS.
Theft II	10-23-14	10-23-14	Miner Lot	Handled by HUDPS.
Burglary II	10-24-14	10-24-14	College Hall North	Handled by HUDPS.
Theft II	10-24-14	10-24-14	Blackburn Center	Handled by HUDPS.
Theft From Auto	10-24-14	10-24-14	Banneker South Lot	Handled by HUDPS.
Theft II	10-24-14	10-24-14	Quadrangle	MPD responded.

Howard University Department of Public Safety Reported Crime Incidents 7day/ 30 day statistics

Table 1 –U.S. Department of Education- Clery Act Required

	2014	2013	10-19-14 to 10-25-14	10-19-13 to 10-25-13	09-25-14 to 10-25-14	09-25-13 to 10-25-13
Criminal Homicide	0	1	0	0	0	0
Sex Offenses	5	2	1	0	3	0
Robbery	9	10	1	0	2	2
Aggravated Assault	2	4	0	0	0	1
Burglary	7	4	1	0	2	0
Motor Vehicle Theft	2	1	0	0	0	0
Arson	0	0	0	0	0	0
Hate Crime	0	0	0	0	0	0
Sub-total	25	22	3	0	7	3

Theft	88	84	3	8	18	12
Theft f/Auto	49	46	4	2	13	14
Simple Assault	16	13	0	0	2	1
Sub-total	153	143	7	10	33	27
Total	178	165	10	10	40	30



Current Strategy

Pro-active High Visibility Patrol.

Crime Trends

- None reported.

Proposed Solution

- HU-DPS Patrol Services Bureau continues to saturate the entire campus using high visibility patrol tactics in an effort to prevent crimes. The Patrol Services Bureau continues to work with the Investigative Section to identify and apprehend the person(s) responsible for crimes committed on or near the university and its allied properties.

Major Event(s) this week

- TBD

Howard University - Department of Public Safety

Weekly Crime Report



DEPARTMENT OF PUBLIC SAFETY
Prevention, Partnership, Professionalism.

Brian Jordan
Chief of Police/Executive Director for
Safety and Security

November 4, 2014

The Weekly Crime Report provides an update on the most current crime data, any outstanding crime trends, and any solutions being implemented to resolve emerging crime issues.

Howard University Department of Public Safety 2014 vs. 2013 Crime Statistics.

Table 1 –U.S. Department of Education- Clery Act Required

	2014	2013	%difference
Criminal Homicide	0	1*	-100
Sex Offenses	5**	2	+
Robbery	10	10	-10
Aggravated Assault	2	4	-50
Burglary	8	4	+42.9
Motor Vehicle Theft	2	1	+50
Arson	0	0	0
Hate Crime	0	0	0
Sub-total	27	22	+12

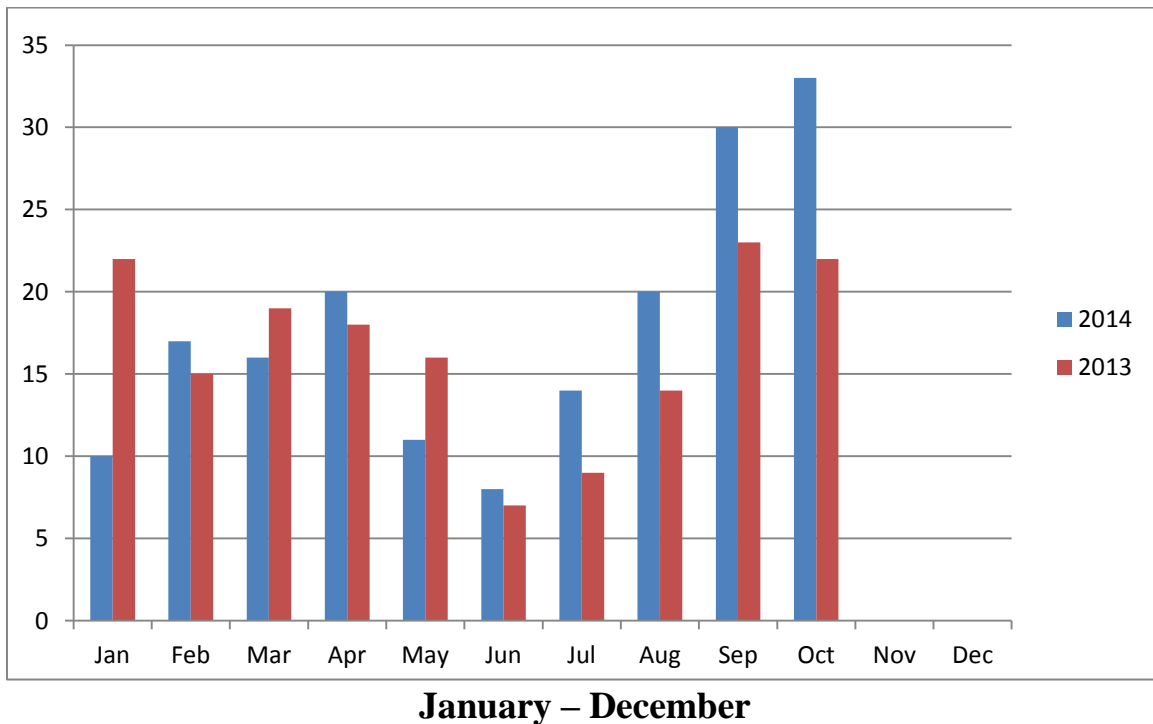
Table 2 - UCR Required in addition to the above.

Theft	88	87	+1.2
Theft f/Auto	50	51	-2
Simple Assault	16	13	+18.8
Sub-total	154	151	
Total	181	173	+4.4

NOTE#1: Above are the preliminary reported 2014 Crime Statistics available for all Howard University owned properties and campuses updated through **November 1, 2014**. Since the data is preliminary, after verification and validation some of the initial data may be subject to change. The 2014 Year-to-Date (YTD) crime statistics are 4.4% above the same time period in 2013.

* The Criminal Homicide occurred on public space and involved non-Howard University personnel.

** The two (2) Sex Offenses occurred in 2013, but were reported on January 27, 2014.



Weekly Crime Synopsis

During this past week **10-26-14 to 11-01-14**, one(1) Armed Robbery, one(1) Burglary II, and one(1) Theft from Auto case were reported to the HUDPS. Furthermore an Unlawful Entry resulted in the arrest of two suspects. The 2014 reported crime incidents are **4.4%** above the same time period in 2013.

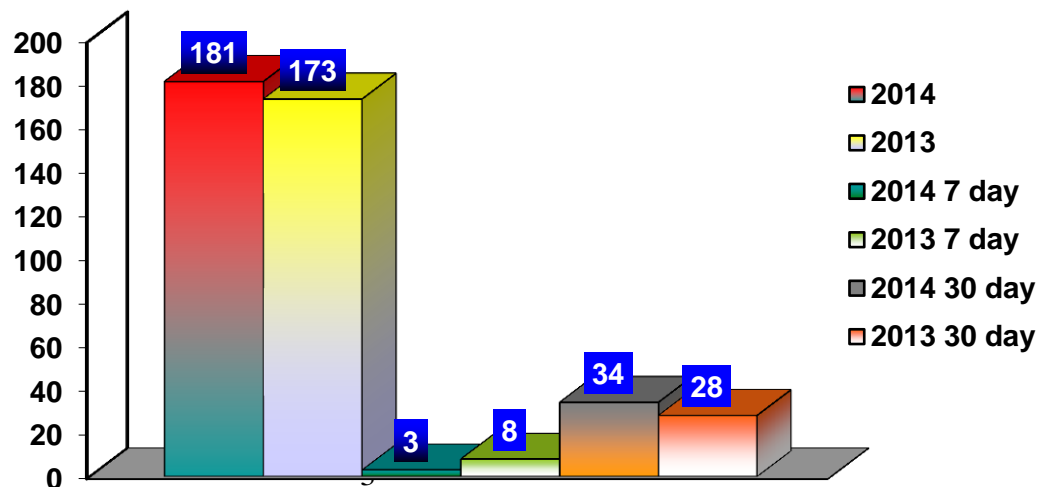
Nature of Crime	Date Reported	Date Occurred	Location	Disposition
Unlawful Entry	10-29-15	10-29-15	Howard Plaza East Lot	2 Arrested.
Theft From Auto	10-30-15	10-30-15	Childers Lot	MPD responded.
Burglary II	10-31-15	10-31-15	Howard Plaza East	Handled by HUDPS.
Armed Robbery	10-31-15	10-31-15	Stokes Courtyard	MPD responded.

Howard University Department of Public Safety Reported Crime Incidents 7day/ 30 day statistics

Table 1 –U.S. Department of Education- Clery Act Required

	2014	2013	10-26-14 to 11-01-14	10-26-13 to 11-01-13	10-01-14 to 11-01-14	10-01-13 to 11-01-13
Criminal Homicide	0	1	0	0	0	0
Sex Offenses	5	2	0	0	2	0
Robbery	10	10	1	0	3	1
Aggravated Assault	2	4	0	0	1	0
Burglary	8	4	1	0	3	0
Motor Vehicle Theft	2	1	0	0	0	0
Arson	0	0	0	0	0	0
Hate Crime	0	0	0	0	0	0
Sub-total	27	22	2	0	9	1

Theft	88	87	0	3	11	12
Theft f/Auto	50	51	1	5	12	15
Simple Assault	16	13	0	0	2	0
Sub-total	154	151	1	8	25	27
Total	181	173	3	8	34	28



Current Strategy

Pro-active High Visibility Patrol.

Crime Trends

- None reported.

Proposed Solution

- HU-DPS Patrol Services Bureau continues to saturate the entire campus using high visibility patrol tactics in an effort to prevent crimes. The Patrol Services Bureau continues to work with the Investigative Section to identify and apprehend the person(s) responsible for crimes committed on or near the university and its allied properties.

Major Event(s) this week

- TBD

Howard University - Department of Public Safety

Weekly Crime Report



DEPARTMENT OF PUBLIC SAFETY
Prevention, Partnership, Professionalism.

Brian Jordan
Chief of Police/Executive Director for
Safety and Security

November 10, 2014

The Weekly Crime Report provides an update on the most current crime data, any outstanding crime trends, and any solutions being implemented to resolve emerging crime issues.

Howard University Department of Public Safety 2014 vs. 2013 Crime Statistics.

Table 1 –U.S. Department of Education- Clery Act Required

	2014	2013	%difference
Criminal Homicide	0	1*	-100
Sex Offenses	5**	2	+60
Robbery	10	10	0
Aggravated Assault	2	4	-50
Burglary	9	4	+55.6
Motor Vehicle Theft	2	1	+50
Arson	0	0	0
Hate Crime	0	0	0
Sub-total	28	22	+21.

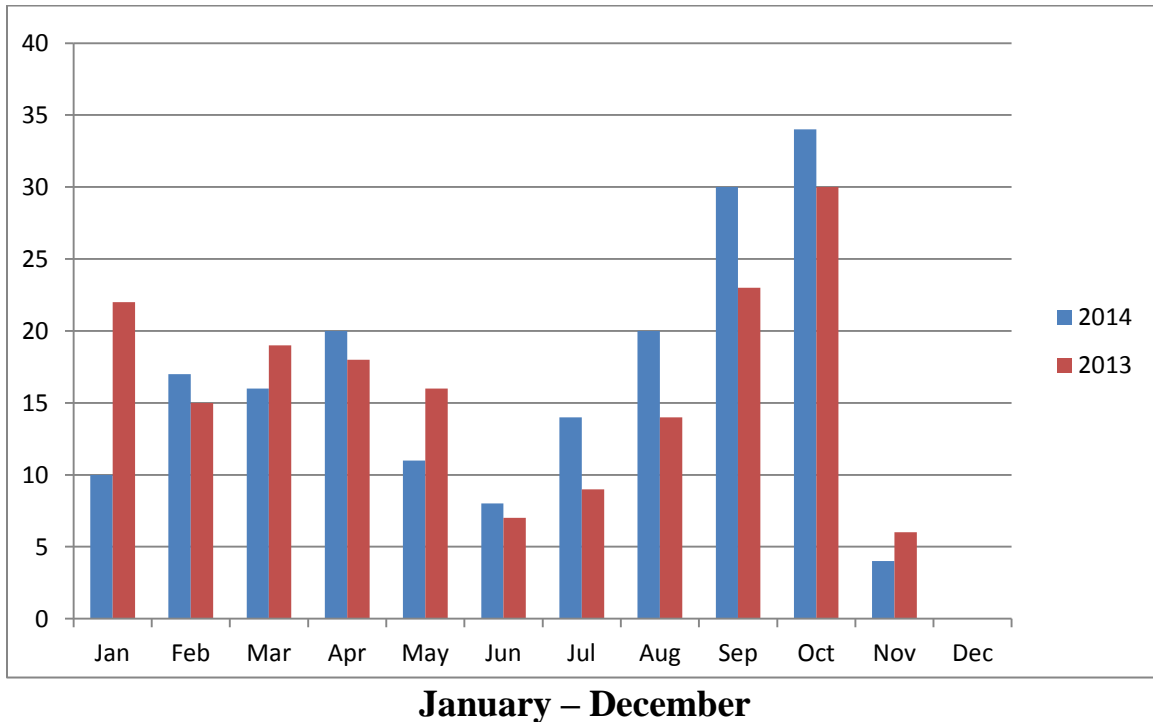
Table 2 - UCR Required in addition to the above.

Theft	90	91	-1.1
Theft f/Auto	50	53	-2
Simple Assault	16	13	+18.8
Sub-total	156	157	-.6
Total	184	179	+2.7

NOTE#1: Above are the preliminary reported 2014 Crime Statistics available for all Howard University owned properties and campuses updated through **November 8, 2014**. Since the data is preliminary, after verification and validation some of the initial data may be subject to change. The 2014 Year-to-Date (YTD) crime statistics are 2.7% above the same time period in 2013.

* The Criminal Homicide occurred on public space and involved non-Howard University personnel.

** The two (2) Sex Offenses occurred in 2013, but were reported on January 27, 2014.



Weekly Crime Synopsis

During this past week **10-26-14 to 11-08-14**, two Misdemeanor Theft cases and one(1) Burglary II case were reported to the HUDPS. The 2014 reported crime incidents are **2.7%** above the same time period in 2013.

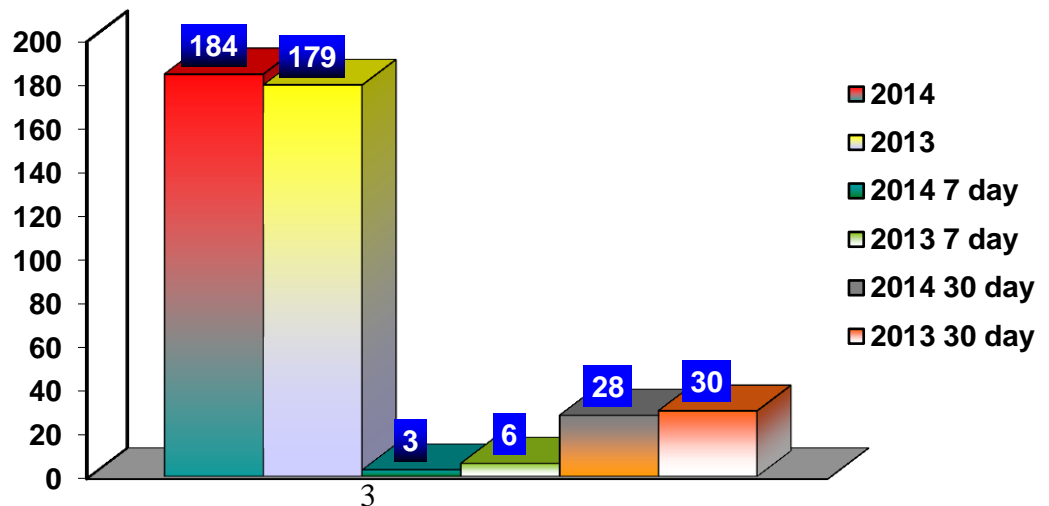
Nature of Crime	Date Reported	Date Occurred	Location	Disposition
Burglary II	11-04-14	11-04-14	Blackburn Center	Handled by HUDPS.
Theft II	11-04-14	11-04-14	Mudd Building	Handled by HUDPS.
Theft II	11-04-14	11-04-14	Bookstore	Handled by HUDPS.

Howard University Department of Public Safety Reported Crime Incidents 7day/ 30 day statistics

Table 1 –U.S. Department of Education- Clery Act Required

	2014	2013	11-02-14 to 11-08-14	11-02-13 to 11-08-13	10-08-14 to 11-08-14	10-08-13 to 11-08-13
Criminal Homicide	0	1	0	0	0	0
Sex Offenses	5	2	0	0	0	0
Robbery	10	10	0	0	2	1
Aggravated Assault	2	4	0	0	0	0
Burglary	9	4	1	0	4	1
Motor Vehicle Theft	2	1	0	0	0	0
Arson	0	0	0	0	0	0
Hate Crime	0	0	0	0	0	0
Sub-total	28	22	1	0	6	2

Theft	90	91	2	4	12	12
Theft f/Auto	50	53	0	2	8	16
Simple Assault	16	13	0	0	2	0
Sub-total	156	157	2	6	22	28
Total	184	179	3	6	28	30



Current Strategy

Pro-active High Visibility Patrol.

Crime Trends

- None reported.

Proposed Solution

- HU-DPS Patrol Services Bureau continues to saturate the entire campus using high visibility patrol tactics in an effort to prevent crimes. The Patrol Services Bureau continues to work with the Investigative Section to identify and apprehend the person(s) responsible for crimes committed on or near the university and its allied properties.

Major Event(s) this week

- TBD

Howard University - Department of Public Safety

Weekly Crime Report



DEPARTMENT OF PUBLIC SAFETY
Prevention, Partnership, Professionalism.

Brian Jordan
Chief of Police/Executive Director for
Safety and Security

November 17, 2014

The Weekly Crime Report provides an update on the most current crime data, any outstanding crime trends, and any solutions being implemented to resolve emerging crime issues.

Howard University Department of Public Safety 2014 vs. 2013 Crime Statistics.

Table 1 –U.S. Department of Education- Clery Act Required

	2014	2013	%difference
Criminal Homicide	0	1*	-100
Sex Offenses	5**	2	+60
Robbery	11	10	+9.1
Aggravated Assault	2	4	-50
Burglary	9	5	+55.6
Motor Vehicle Theft	2	1	+50
Arson	0	0	0
Hate Crime	0	0	0
Sub-total	29	23	+20.7

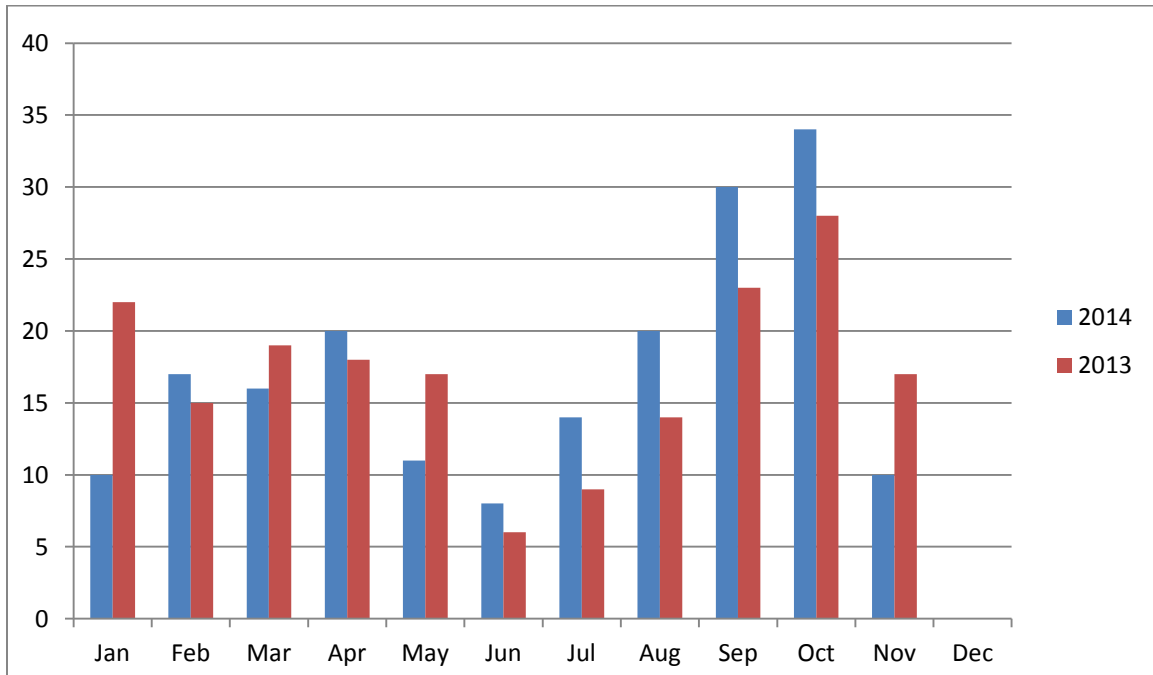
Table 2 - UCR Required in addition to the above.

Theft	94	92	+2.1
Theft f/Auto	51	58	-12.1
Simple Assault	16	15	+6.3
Sub-total	161	165	-2.4
Total	190	188	+1.1

NOTE#1: Above are the preliminary reported 2014 Crime Statistics available for all Howard University owned properties and campuses updated through **November 15, 2014**. Since the data is preliminary, after verification and validation some of the initial data may be subject to change. The 2014 Year-to-Date (YTD) crime statistics are 1.1% above the same time period in 2013.

* The Criminal Homicide occurred on public space and involved non-Howard University personnel.

** The two (2) Sex Offenses occurred in 2013, but were reported on January 27, 2014.



January – December

Weekly Crime Synopsis

During this past week **11-09-14 to 11-15-14**, three(3) Misdemeanor Theft cases one(1) Theft I, one(1) Robbery Snatch case, and one(1) Theft from auto case were reported to the HUDPS. The 2014 reported crime incidents are **1.1%** above the same time period in 2013.

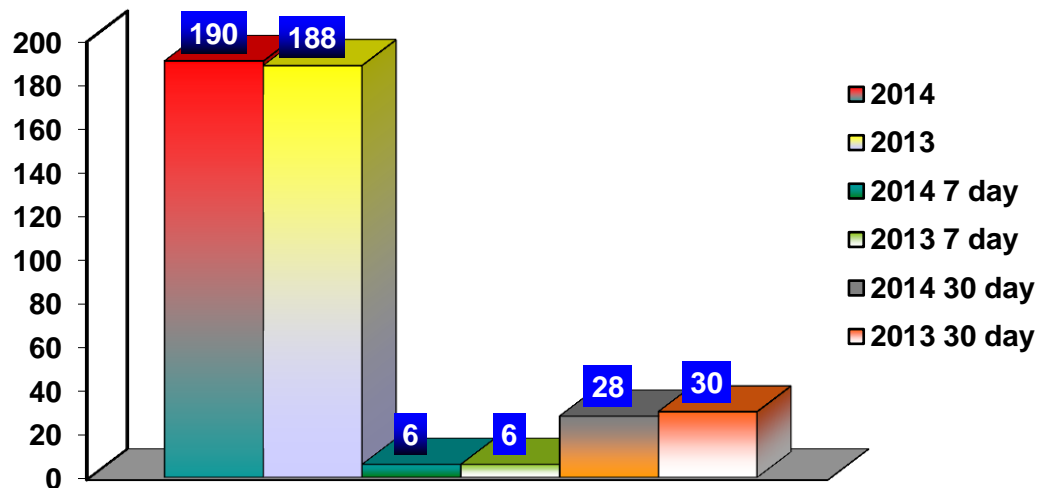
Nature of Crime	Date Reported	Date Occurred	Location	Disposition
Theft II	11-10-14	11-10-14	Dental School	Handled by HUDPS.
Theft II	11-11-14	11-11-14	Blackburn Center	Handled by HUDPS.
Theft From Auto	11-12-14	11-12-14	5 th & W Street	MPD responded.
Theft II	11-12-14	11-12-14	Blackburn Center	Handled by HUDPS.
Robbery Snatch	11-12-14	11-12-14	6 th & W Street	MPD responded.
Theft I	11-13-14	11-13-14	Burr Gym	Handled by HUDPS.

Howard University Department of Public Safety Reported Crime Incidents 7day/ 30 day statistics

Table 1 –U.S. Department of Education- Clery Act Required

	2014	2013	11-09-14 to 11-15-14	11-09-13 to 11-15-13	10-15-14 to 11-15-14	10-15-13 to 11-15-13
Criminal Homicide	0	1	0	0	0	0
Sex Offenses	5	2	0	0	0	0
Robbery	11	10	1	0	2	1
Aggravated Assault	2	4	0	0	0	0
Burglary	9	5	0	0	4	1
Motor Vehicle Theft	2	1	0	0	0	0
Arson	0	0	0	0	0	0
Hate Crime	0	0	0	0	0	0
Sub-total	29	23	1	0	6	2

Theft	94	92	4	4	12	12
Theft f/Auto	51	58	1	2	8	16
Simple Assault	16	15	0	0	2	0
Sub-total	161	165	5	6	22	28
Total	190	188	6	6	28	30



Current Strategy

Pro-active High Visibility Patrol.

Crime Trends

- None reported.

Proposed Solution

- HU-DPS Patrol Services Bureau continues to saturate the entire campus using high visibility patrol tactics in an effort to prevent crimes. The Patrol Services Bureau continues to work with the Investigative Section to identify and apprehend the person(s) responsible for crimes committed on or near the university and its allied properties.

Major Event(s) this week

- TBD

Howard University - Department of Public Safety

Weekly Crime Report



DEPARTMENT OF PUBLIC SAFETY
Prevention, Partnership, Professionalism.

Brian Jordan
Chief of Police/Executive Director for
Safety and Security

November 24, 2014

The Weekly Crime Report provides an update on the most current crime data, any outstanding crime trends, and any solutions being implemented to resolve emerging crime issues.

Howard University Department of Public Safety 2014 vs. 2013 Crime Statistics.

Table 1 –U.S. Department of Education- Clery Act Required

	2014	2013	%difference
Criminal Homicide	0	1*	-100
Sex Offenses	5**	2	+60
Robbery	11	10	+9.1
Aggravated Assault	2	4	-50
Burglary	9	5	+55.6
Motor Vehicle Theft	2	1	+50
Arson	0	0	0
Hate Crime	0	0	0
Sub-total	29	23	+20.7

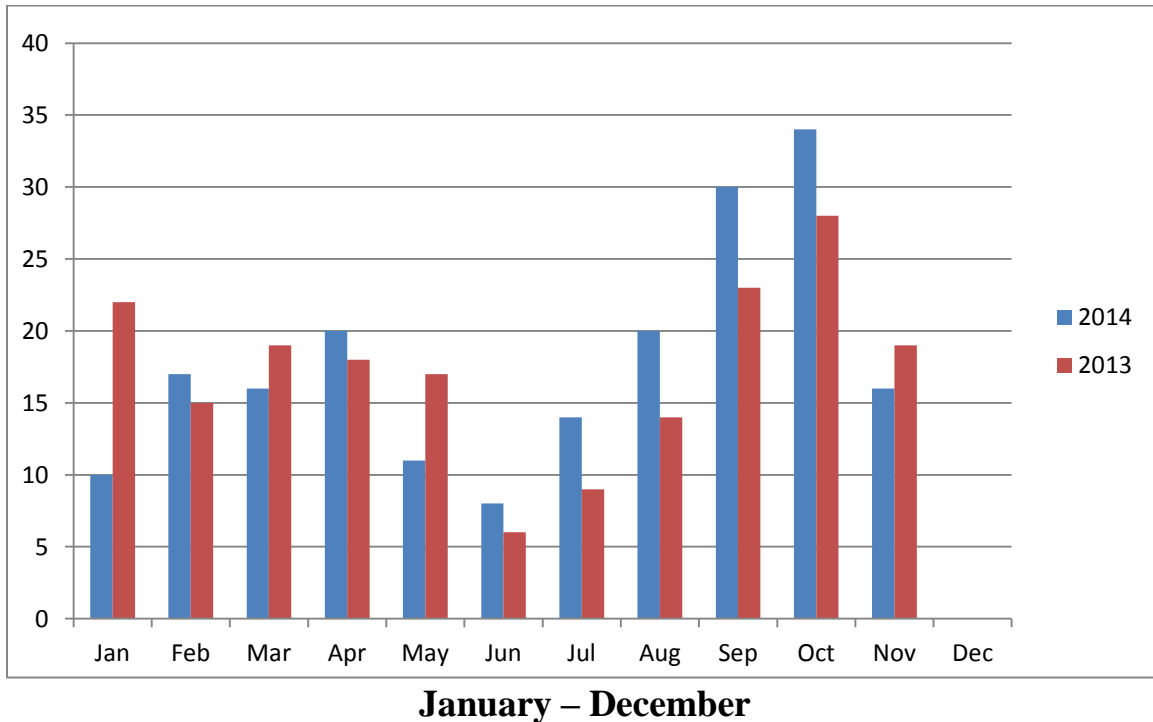
Table 2 - UCR Required in addition to the above.

Theft	99	93	+6.1
Theft f/Auto	52	59	-11.9
Simple Assault	16	15	+6.3
Sub-total	167	167	0
Total	196	190	+3.1

NOTE#1: Above are the preliminary reported 2014 Crime Statistics available for all Howard University owned properties and campuses updated through **November 22, 2014**. Since the data is preliminary, after verification and validation some of the initial data may be subject to change. The 2014 Year-to-Date (YTD) crime statistics are 3.1% above the same time period in 2013.

* The Criminal Homicide occurred on public space and involved non-Howard University personnel.

** The two (2) Sex Offenses occurred in 2013, but were reported on January 27, 2014.



Weekly Crime Synopsis

During this past week **11-16-14 to 11-22-14**, three(3) Misdemeanor Theft cases, two(2) Theft I cases, and one(1) Theft from auto case were reported to the HUDPS. Furthermore, an Unlawful Entry case resulted in the arrest of the suspect. The 2014 reported crime incidents are **3.1%** above the same time period in 2013.

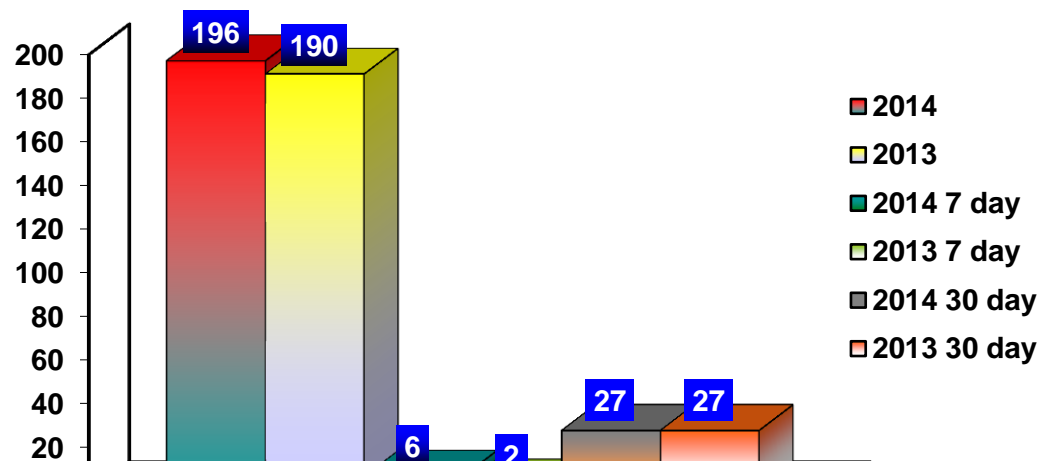
Nature of Crime	Date Reported	Date Occurred	Location	Disposition
Theft I	11-18-14	11-18-14	Law Library	Handled by HUDPS.
Theft I	11-20-14	11-20-14	Slowe Hall	Handled by HUDPS.
Theft II	11-20-14	11-20-14	Fine Arts	Handled by HUDPS.
Theft II	11-20-14	11-20-14	Burr Gym	Handled by HUDPS.
Theft From Auto	11-21-14	11-21-14	Childers Lot	MPD took a report.
Theft II	11-21-14	11-21-14	Adams Building	Handled by HUDPS.
Unlawful Entry	11-22-14	11-22-14	Howard U. Hospital	S-1 was arrested.

Howard University Department of Public Safety Reported Crime Incidents 7day/ 30 day statistics

Table 1 –U.S. Department of Education- Clery Act Required

	2014	2013	11-16-14 to 11-22-14	11-16-13 to 11-22-13	10-22-14 to 11-22-14	10-22-13 to 11-22-13
Criminal Homicide	0	1	0	0	0	0
Sex Offenses	5	2	0	0	0	0
Robbery	11	10	0	0	3	1
Aggravated Assault	2	4	0	0	0	0
Burglary	9	5	0	0	3	0
Motor Vehicle Theft	2	1	0	0	0	0
Arson	0	0	0	0	0	0
Hate Crime	0	0	0	0	0	0
Sub-total	29	23	0	0	6	1

Theft	99	93	5	1	15	9
Theft f/Auto	52	59	1	1	4	16
Simple Assault	16	15	0	0	2	1
Sub-total	167	167	6	2	21	26
Total	196	190	6	2	27	27



Current Strategy

Pro-active High Visibility Patrol.

Crime Trends

- None reported.

Proposed Solution

- HU-DPS Patrol Services Bureau continues to saturate the entire campus using high visibility patrol tactics in an effort to prevent crimes. The Patrol Services Bureau continues to work with the Investigative Section to identify and apprehend the person(s) responsible for crimes committed on or near the university and its allied properties.

Major Event(s) this week

- TBD

Howard University - Department of Public Safety

Weekly Crime Report



DEPARTMENT OF PUBLIC SAFETY
Prevention, Partnership, Professionalism.

Brian Jordan
Chief of Police/Executive Director for
Safety and Security

December 1, 2014

The Weekly Crime Report provides an update on the most current crime data, any outstanding crime trends, and any solutions being implemented to resolve emerging crime issues.

Howard University Department of Public Safety 2014 vs. 2013 Crime Statistics.

Table 1 –U.S. Department of Education- Clery Act Required

	2014	2013	%difference
Criminal Homicide	0	1*	-100
Sex Offenses	5**	2	+60
Robbery	12	10	+16.7
Aggravated Assault	2	4	-50
Burglary	10	4	+60
Motor Vehicle Theft	2	1	+50
Arson	0	0	0
Hate Crime	0	0	0
Sub-total	31	22	+29.1

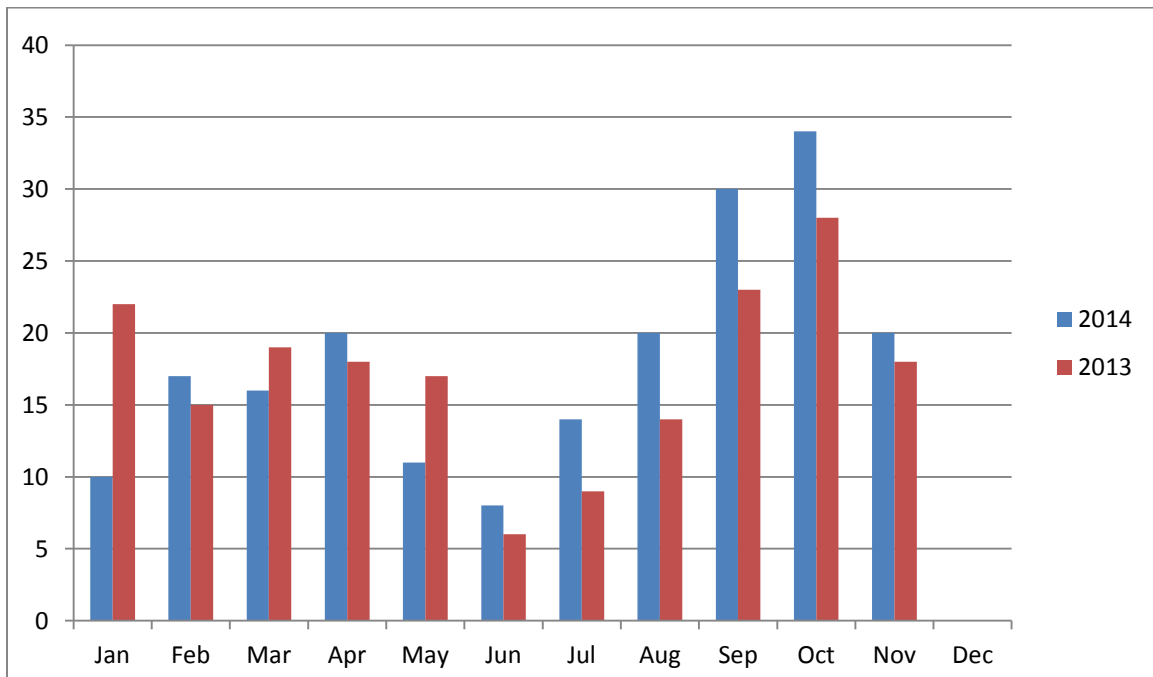
Table 2 - UCR Required in addition to the above.

Theft	101	93	+7.9
Theft f/Auto	52	60	-12.5
Simple Assault	16	14	+6.3
Sub-total	169	167	+1.2
Total	200	189	+5.5

NOTE#1: Above are the preliminary reported 2014 Crime Statistics available for all Howard University owned properties and campuses updated through **November 29, 2014**. Since the data is preliminary, after verification and validation some of the initial data may be subject to change. The 2014 Year-to-Date (YTD) crime statistics are 5.5% above the same time period in 2013.

* The Criminal Homicide occurred on public space and involved non-Howard University personnel.

** The two (2) Sex Offenses occurred in 2013, but were reported on January 27, 2014.



January – December

Weekly Crime Synopsis

During this past week **11-23-14 to 11-29-14**, two (2) Misdemeanor Theft cases, one (1) Burglary II case, and one(1) Robbery Force & Violence/Domestic Violence case were reported to the HUDPS. Furthermore, The Domestic Violence case resulted in the arrest of a student. The 2014 reported crime incidents are **5.5%** above the same time period in 2013.

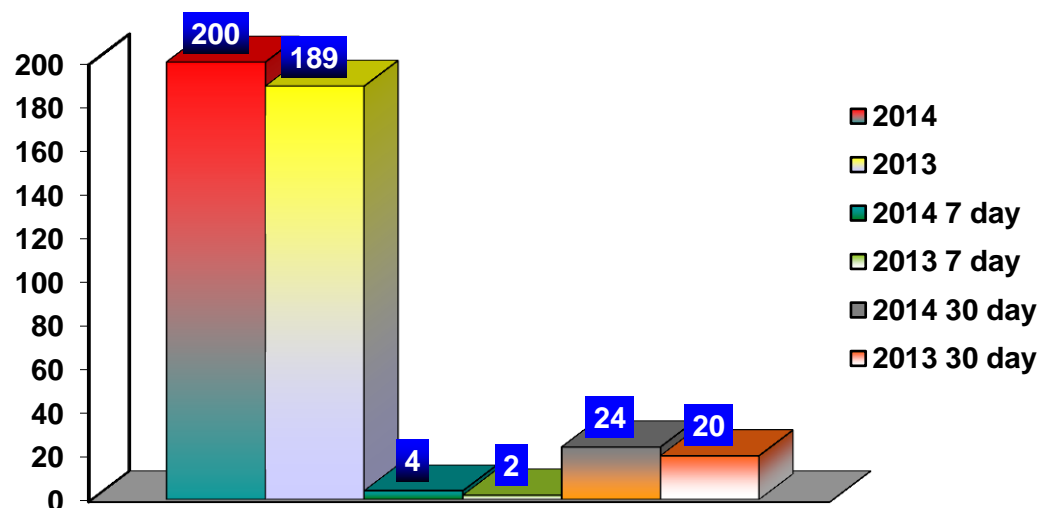
Nature of Crime	Date Reported	Date Occurred	Location	Disposition
Robbery/Domestic	11-23-14	11-23-14	Howard Plaza West	Handled by HUDPS.
Theft II	11-24-14	11-24-14	Mudd Building	Handled by HUDPS.
Theft II	11-24-14	11-24-14	Fine Arts	Handled by HUDPS.
Burglary II	11-24-14	11-24-14	Howard Plaza West	Handled by HUDPS.

Howard University Department of Public Safety Reported Crime Incidents 7day/ 30 day statistics

Table 1 –U.S. Department of Education- Clery Act Required

	2014	2013	11-23-14 to 11-29-14	11-23-13 to 11-29-13	10-29-14 to 11-29-14	10-29-13 to 11-29-13
Criminal Homicide	0	1	0	0	0	0
Sex Offenses	5	2	0	0	0	0
Robbery	12	10	1	0	2	0
Aggravated Assault	2	4	0	0	0	0
Burglary	10	4	1	0	3	0
Motor Vehicle Theft	2	1	0	0	0	0
Arson	0	0	0	0	0	0
Hate Crime	0	0	0	0	0	0
Sub-total	31	22	2	0	5	0

Theft	101	93	2	1	14	6
Theft f/Auto	52	60	0	1	4	13
Simple Assault	16	14	0	0	1	1
Sub-total	169	167	2	2	19	20
Total	200	189	4	2	24	20



Current Strategy

Pro-active High Visibility Patrol.

Crime Trends

- None reported.

Proposed Solution

- HU-DPS Patrol Services Bureau continues to saturate the entire campus using high visibility patrol tactics in an effort to prevent crimes. The Patrol Services Bureau continues to work with the Investigative Section to identify and apprehend the person(s) responsible for crimes committed on or near the university and its allied properties.

Major Event(s) this week

- TBD

Howard University - Department of Public Safety

Weekly Crime Report



DEPARTMENT OF PUBLIC SAFETY
Prevention, Partnership, Professionalism.

Brian Jordan
Chief of Police/Executive Director for
Safety and Security

December 8, 2014

The Weekly Crime Report provides an update on the most current crime data, any outstanding crime trends, and any solutions being implemented to resolve emerging crime issues.

Howard University Department of Public Safety 2014 vs. 2013 Crime Statistics.

Table 1 –U.S. Department of Education- Clery Act Required

	2014	2013	%difference
Criminal Homicide	0	1*	-100
Sex Offenses	5**	2	+60
Robbery	12	10	+16.7
Aggravated Assault	2	4	-50
Burglary	11	4	+63.3
Motor Vehicle Theft	2	1	+50
Arson	0	0	0
Hate Crime	0	0	0
Sub-total	32	22	+

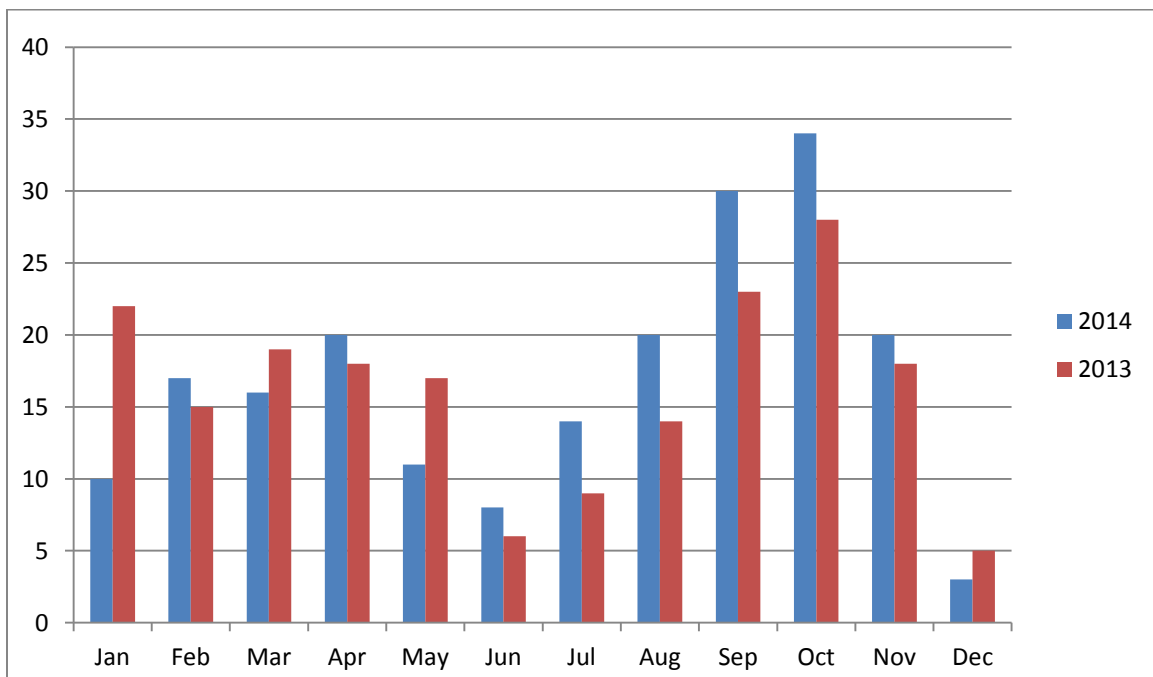
Table 2 - UCR Required in addition to the above.

Theft	101	97	+4
Theft f/Auto	53	60	-11.7
Simple Assault	17	15	+11.8
Sub-total	171	172	-.6
Total	203	194	+4.4

NOTE#1: Above are the preliminary reported 2014 Crime Statistics available for all Howard University owned properties and campuses updated through **December 6, 2014**. Since the data is preliminary, after verification and validation some of the initial data may be subject to change. The 2014 Year-to-Date (YTD) crime statistics are 4.4% above the same time period in 2013.

* The Criminal Homicide occurred on public space and involved non-Howard University personnel.

** The two (2) Sex Offenses occurred in 2013, but were reported on January 27, 2014.



January – December

Weekly Crime Synopsis

During this past week **11-30-14 to 12-06-14**, one(1) Theft From Auto case, one(1) Simple Assault case, and one (1) Burglary II case were reported to the HUDPS. Furthermore, the Theft From Auto case resulted in the arrest of two students. The 2014 reported crime incidents are **4.4%** above the same time period in 2013.

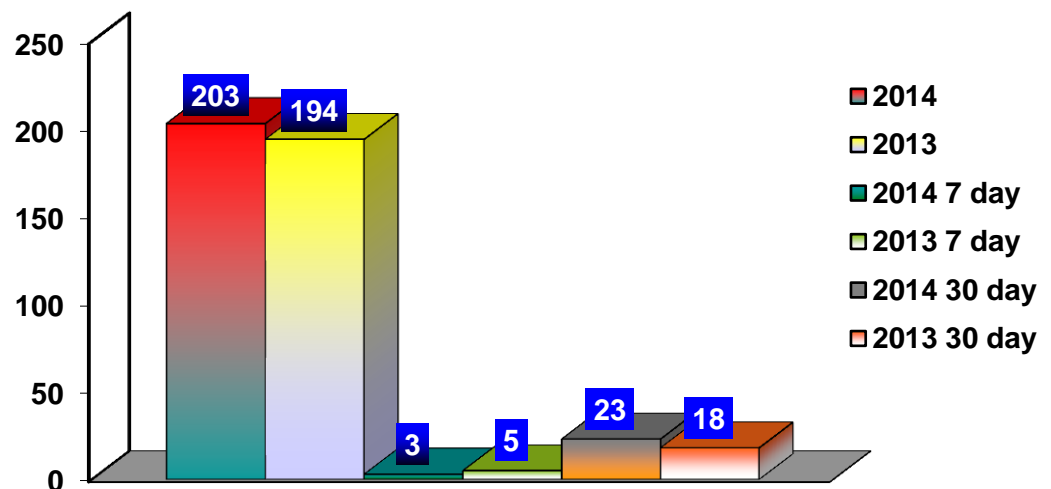
Nature of Crime	Date Reported	Date Occurred	Location	Disposition
Theft From Auto	12-02-14	12-02-14	2300 Block 9 th Street	Suspects arrested.
Simple Assault	12-06-14	12-06-14	College Hall South	Handled by HUDPS.
Burglary II	12-06-14	12-06-14	Slowe Hall	MPD took a report.

Howard University Department of Public Safety Reported Crime Incidents 7day/ 30 day statistics

Table 1 –U.S. Department of Education- Clery Act Required

	2014	2013	11-30-14 to 12-06-14	11-30-13 to 12-06-13	11-06-14 to 12-06-14	11-06-13 to 12-06-13
Criminal Homicide	0	1	0	0	0	0
Sex Offenses	5	2	0	0	0	0
Robbery	12	10	1	0	2	1
Aggravated Assault	2	4	0	0	0	0
Burglary	11	4	1	0	3	0
Motor Vehicle Theft	2	1	0	0	1	0
Arson	0	0	0	0	0	0
Hate Crime	0	0	0	0	0	0
Sub-total	32	22	1	0	6	1

Theft	101	97	0	4	12	7
Theft f/Auto	53	60	1	0	3	9
Simple Assault	17	15	1	1	2	1
Sub-total	171	172	2	5	17	17
Total	203	194	3	5	23	18



Current Strategy

Pro-active High Visibility Patrol.

Crime Trends

- None reported.

Proposed Solution

- HU-DPS Patrol Services Bureau continues to saturate the entire campus using high visibility patrol tactics in an effort to prevent crimes. The Patrol Services Bureau continues to work with the Investigative Section to identify and apprehend the person(s) responsible for crimes committed on or near the university and its allied properties.

Major Event(s) this week

- TBD

Howard University - Department of Public Safety

Weekly Crime Report



DEPARTMENT OF PUBLIC SAFETY
Prevention, Partnership, Professionalism.

Brian Jordan
Chief of Police/Executive Director for
Safety and Security

December 15, 2014

The Weekly Crime Report provides an update on the most current crime data, any outstanding crime trends, and any solutions being implemented to resolve emerging crime issues.

Howard University Department of Public Safety 2014 vs. 2013 Crime Statistics.

Table 1 –U.S. Department of Education- Clery Act Required

	2014	2013	%difference
Criminal Homicide	0	1*	-100
Sex Offenses	5**	3	+40
Robbery	13	10	+23
Aggravated Assault	2	4	-50
Burglary	11	4	+63.6
Motor Vehicle Theft	2	1	+50
Arson	0	0	0
Hate Crime	0	0	0
Sub-total	33	23	+

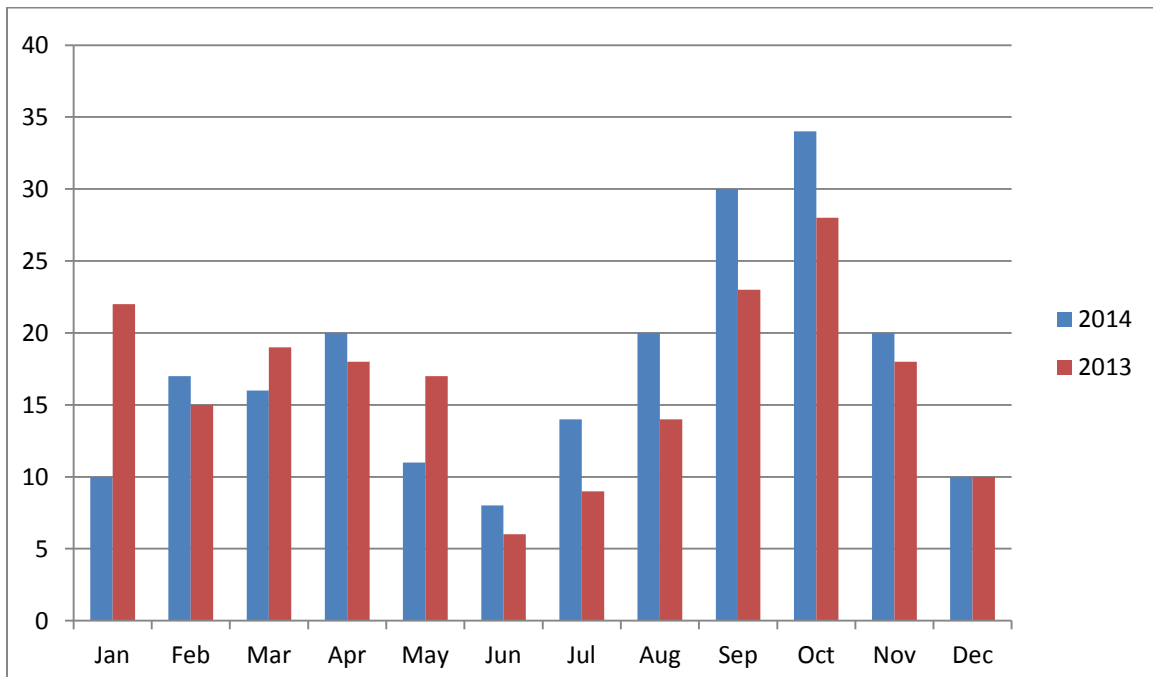
Table 2 - UCR Required in addition to the above.

Theft	106	99	+6,6
Theft f/Auto	54	62	-12.0
Simple Assault	17	15	+11.8
Sub-total	177	176	+6
Total	210	199	+5.2

NOTE#1: Above are the preliminary reported 2014 Crime Statistics available for all Howard University owned properties and campuses updated through **December 13, 2014**. Since the data is preliminary, after verification and validation some of the initial data may be subject to change. The 2014 Year-to-Date (YTD) crime statistics are 5.2% above the same time period in 2013.

* The Criminal Homicide occurred on public space and involved non-Howard University personnel.

** The two (2) Sex Offenses occurred in 2013, but were reported on January 27, 2014.



January – December

Weekly Crime Synopsis

During this past week **12-07-14 to 12-13-14**, two (2) Theft I cases, three(3) Misdemeanor Theft cases, and one (1) Attempt Robbery case, and one(1) Theft From Auto case were reported to the HUDPS. Furthermore, the Attempt Robbery case resulted in the arrest of the suspect. The 2014 reported crime incidents are **5.2%** above the same time period in 2013.

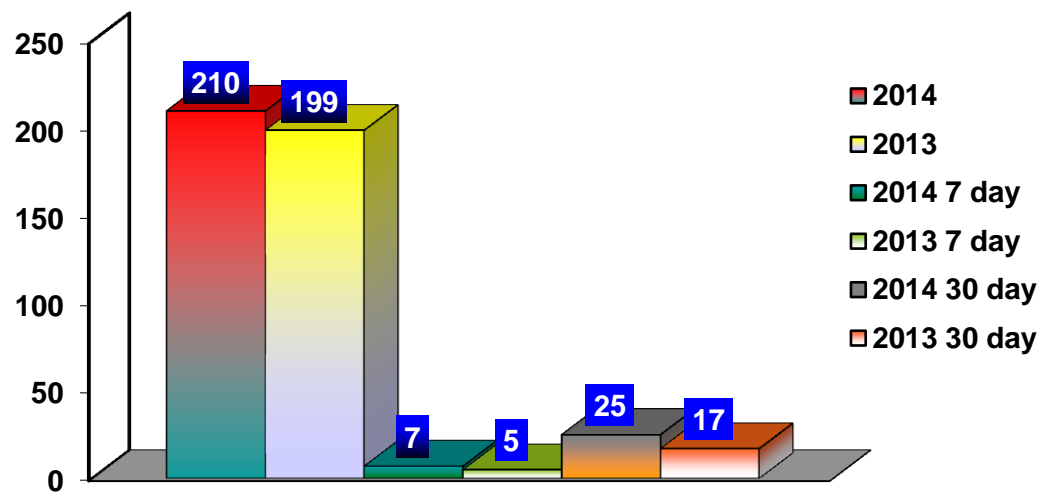
Nature of Crime	Date Reported	Date Occurred	Location	Disposition
Theft I	12-08-14	12-08-14	Mudd Building	Handled by HUDPS.
Attempt Robbery	12-08-14	12-08-14	Subway Sandwich Shop	Suspect arrested.
Theft I	12-09-14	12-09-14	Fine Arts Building	Handled by HUDPS.
Theft II	12-10-14	12-10-14	Blackburn Center	Handled by HUDPS.
Theft II	12-11-14	12-11-14	Engineering Building	Handled by HUDPS.
Theft From Auto	12-12-14	12-12-14	Childers Lot	Handled by HUDPS.
Theft II	12-12-14	12-12-14	Fine Arts Building	Handled by HUDPS.

Howard University Department of Public Safety Reported Crime Incidents 7day/ 30 day statistics

Table 1 –U.S. Department of Education- Clery Act Required

	2014	2013	12-07-14 to 12-13-14	12-07-13 to 12-13-13	11-13-14 to 12-13-14	11-13-13 to 12-13-13
Criminal Homicide	0	1	0	0	0	0
Sex Offenses	5	3	0	1	0	1
Robbery	13	10	1	0	2	1
Aggravated Assault	2	4	0	0	2	0
Burglary	11	4	1	0	2	0
Motor Vehicle Theft	2	1	0	0	1	0
Arson	0	0	0	0	0	0
Hate Crime	0	0	0	0	0	0
Sub-total	33	23	1	1	7	2

Theft	106	99	5	2	14	7
Theft f/Auto	54	62	1	2	3	7
Simple Assault	17	15	0	0	1	1
Sub-total	177	176	6	4	18	15
Total	210	199	7	5	25	17



Current Strategy

Pro-active High Visibility Patrol.

Crime Trends

- None reported.

Proposed Solution

- HU-DPS Patrol Services Bureau continues to saturate the entire campus using high visibility patrol tactics in an effort to prevent crimes. The Patrol Services Bureau continues to work with the Investigative Section to identify and apprehend the person(s) responsible for crimes committed on or near the university and its allied properties.

Major Event(s) this week

- TBD

Howard University - Department of Public Safety

Weekly Crime Report



DEPARTMENT OF PUBLIC SAFETY
Prevention, Partnership, Professionalism.

Brian Jordan
Chief of Police/Executive Director for
Safety and Security

December 22, 2014

The Weekly Crime Report provides an update on the most current crime data, any outstanding crime trends, and any solutions being implemented to resolve emerging crime issues.

Howard University Department of Public Safety 2014 vs. 2013 Crime Statistics.

Table 1 –U.S. Department of Education- Clery Act Required

	2014	2013	%difference
Criminal Homicide	0	1*	-100
Sex Offenses	5**	3	+40
Robbery	14	10	+28.6
Aggravated Assault	2	4	-50
Burglary	11	4	+63.6
Motor Vehicle Theft	2	1	+50
Arson	0	0	0
Hate Crime	0	0	0
Sub-total	34	23	+32.4

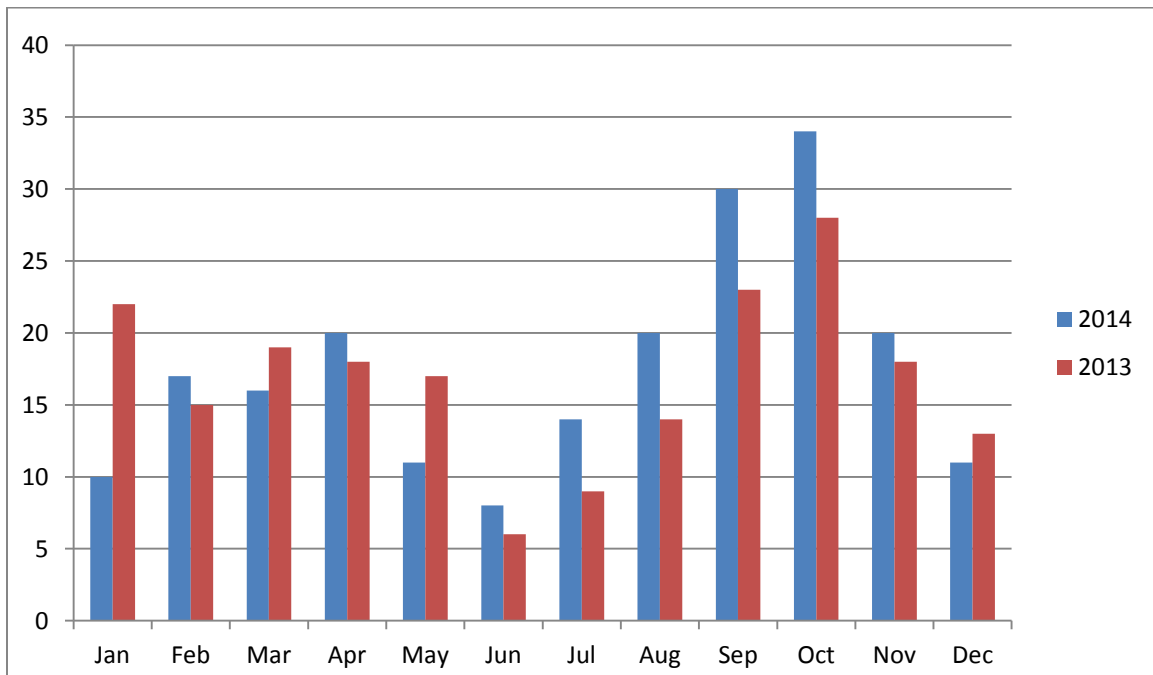
Table 2 - UCR Required in addition to the above.

Theft	106	100	+5.7
Theft f/Auto	54	64	-1
Simple Assault	17	15	+11.8
Sub-total	177	179	+6
Total	211	202	+4.3

NOTE#1: Above are the preliminary reported 2014 Crime Statistics available for all Howard University owned properties and campuses updated through **December 20, 2014**. Since the data is preliminary, after verification and validation some of the initial data may be subject to change. The 2014 Year-to-Date (YTD) crime statistics are 4.3% above the same time period in 2013.

* The Criminal Homicide occurred on public space and involved non-Howard University personnel.

** The two (2) Sex Offenses occurred in 2013, but were reported on January 27, 2014.



January – December

Weekly Crime Synopsis

During this past week **12-14-14 to 12-20-14**, one (1) Robbery fear case was reported to the HUDPS. The 2014 reported crime incidents are **4.3%** above the same time period in 2013.

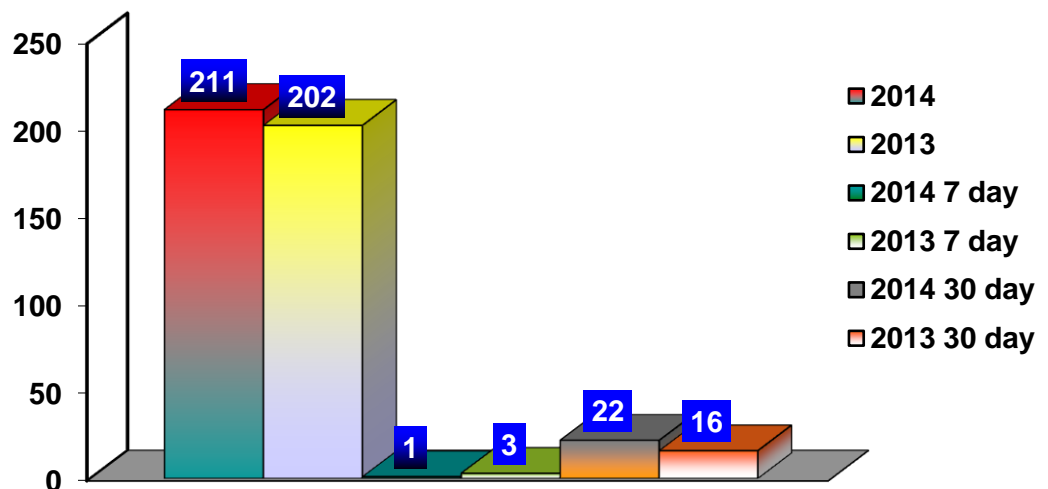
Nature of Crime	Date Reported	Date Occurred	Location	Disposition
Robbery Fear	12-16-14	12-15-14	East Towers Lot	Handled by HUDPS.

Howard University Department of Public Safety Reported Crime Incidents 7day/ 30 day statistics

Table 1 –U.S. Department of Education- Clery Act Required

	2014	2013	12-14-14 to 12-20-14	12-14-13 to 12-20-13	11-20-14 to 12-20-14	11-20-13 to 12-20-13
Criminal Homicide	0	1	0	0	0	0
Sex Offenses	5	3	0	0	0	1
Robbery	14	10	1	0	3	2
Aggravated Assault	2	4	0	0	0	0
Burglary	11	4	0	0	3	0
Motor Vehicle Theft	2	1	0	0	1	0
Arson	0	0	0	0	0	0
Hate Crime	0	0	0	0	0	0
Sub-total	34	23	1	0	7	3

Theft	106	100	0	1	12	7
Theft f/Auto	54	64	0	2	3	6
Simple Assault	17	15	0	0	0	0
Sub-total	177	179	0	3	15	13
Total	211	202	1	3	22	16



Current Strategy

Pro-active High Visibility Patrol.

Crime Trends

- None reported.

Proposed Solution

- HU-DPS Patrol Services Bureau continues to saturate the entire campus using high visibility patrol tactics in an effort to prevent crimes. The Patrol Services Bureau continues to work with the Investigative Section to identify and apprehend the person(s) responsible for crimes committed on or near the university and its allied properties.

Major Event(s) this week

- TBD

Howard University - Department of Public Safety

Weekly Crime Report



DEPARTMENT OF PUBLIC SAFETY
Prevention, Partnership, Professionalism.

Brian Jordan
Chief of Police/Executive Director for
Safety and Security

December 29, 2014

The Weekly Crime Report provides an update on the most current crime data, any outstanding crime trends, and any solutions being implemented to resolve emerging crime issues.

Howard University Department of Public Safety 2014 vs. 2013 Crime Statistics.

Table 1 –U.S. Department of Education- Clery Act Required

	2014	2013	%difference
Criminal Homicide	0	1*	-100
Sex Offenses	5**	3	+40
Robbery	14	10	+28.6
Aggravated Assault	2	4	-50
Burglary	11	4	+63.6
Motor Vehicle Theft	2	1	+50
Arson	0	0	0
Hate Crime	0	0	0
Sub-total	34	23	+32.4

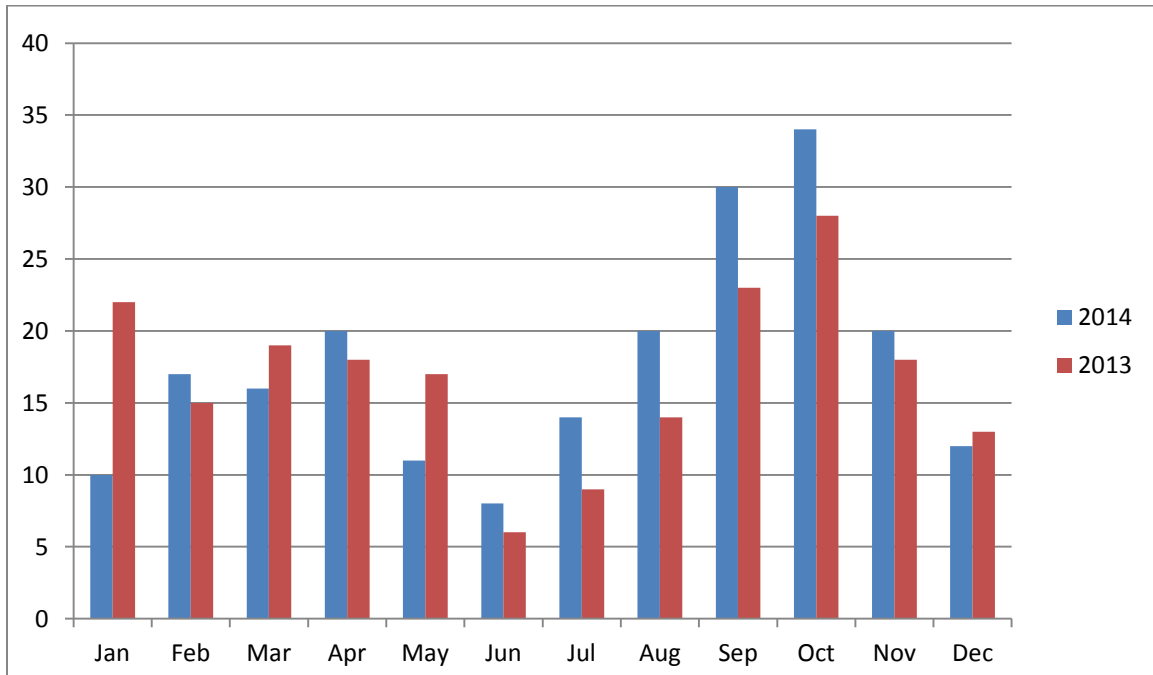
Table 2 - UCR Required in addition to the above.

Theft	106	100	+5.7
Theft f/Auto	55	64	-14.1
Simple Assault	17	15	+11.8
Sub-total	178	179	+.6
Total	212	202	+4.7

NOTE#1: Above are the preliminary reported 2014 Crime Statistics available for all Howard University owned properties and campuses updated through **December 27, 2014**. Since the data is preliminary, after verification and validation some of the initial data may be subject to change. The 2014 Year-to-Date (YTD) crime statistics are 4.7% above the same time period in 2013.

* The Criminal Homicide occurred on public space and involved non-Howard University personnel.

** The two (2) Sex Offenses occurred in 2013, but were reported on January 27, 2014.



January – December

Weekly Crime Synopsis

During this past week **12-21-14 to 12-27-14**, one (1) Theft From Auto case was reported to the HUDPS. The 2014 reported crime incidents are **4.7%** above the same time period in 2013.

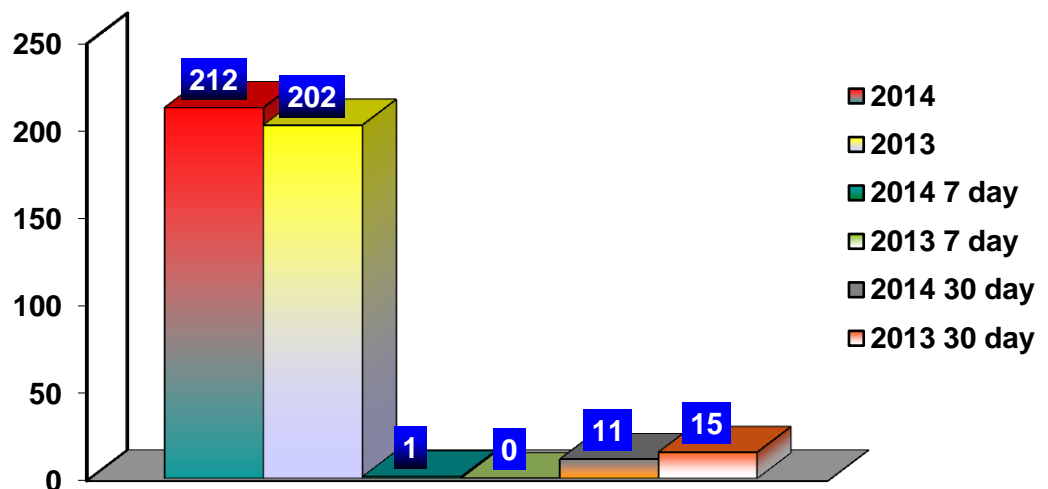
Nature of Crime	Date Reported	Date Occurred	Location	Disposition
Theft From Auto	12-22-14	12-22-14	Banneker South Lot	Handled by HUDPS.

Howard University Department of Public Safety Reported Crime Incidents 7day/ 30 day statistics

Table 1 –U.S. Department of Education- Clery Act Required

	2014	2013	12-21-14 to 12-27-14	12-21-13 to 12-27-13	11-27-14 to 12-27-14	11-27-13 to 12-27-13
Criminal Homicide	0	1	0	0	0	0
Sex Offenses	5	3	0	0	2	1
Robbery	14	10	0	0	0	0
Aggravated Assault	2	4	0	0	0	0
Burglary	11	4	0	0	1	0
Motor Vehicle Theft	2	1	0	0	0	0
Arson	0	0	0	0	0	0
Hate Crime	0	0	0	0	0	0
Sub-total	34	23	0	0	3	1

Theft	106	100	0	0	5	8
Theft f/Auto	55	64	1	0	2	5
Simple Assault	17	15	0	0	1	1
Sub-total	178	179	1	0	8	14
Total	212	202	1	0	11	15



Current Strategy

Pro-active High Visibility Patrol.

Crime Trends

- None reported.

Proposed Solution

- HU-DPS Patrol Services Bureau continues to saturate the entire campus using high visibility patrol tactics in an effort to prevent crimes. The Patrol Services Bureau continues to work with the Investigative Section to identify and apprehend the person(s) responsible for crimes committed on or near the university and its allied properties.

Major Event(s) this week

- TBD